



2017 CATALOG

Science First[®]

800-875-3214
www.sciencefirst.com



- Environmental Science
- Earth & Space
- Physics
- Biology
- Labware
- Chemistry



BRANDS

PHYWE


USA Exclusive Partner Of
PHYWE

Call 904-225-5558 or 800-875-3214
for more information on the products
available from Phywe

As a leading supplier of premium quality teaching materials, PHYWE, a German firm, has a 100-year tradition of excellence. That's why we're so honored they've chosen to partner with CYNMAR® for the teaching of pure science and its technical applications in colleges and universities. Look to PHYWE for state-of-the-art equipment, literature and software for teaching physics, chemistry, biology, medicine, material and earth science.

We are proud to be the solution provider of PHYWE products in the USA.


Chemistry



Chromatographic Separation Process Item No. P3031760

- Chromatographic procedures allow a separation of substance mixtures with the aid of a stationary separation phase and a mobile phase
- Determine the retention times of different gases and perform a chromatographic material separation of a mixture of butane gases
- Separate and identify the components of a two-component mixture consisting of ethanol and ethyl acetate chromatographically

Biology



Effect of Soil Temperature on the Germination of Growth Item No. P4060100

- Genetically determined growth processes in plants are primarily triggered or inhibited by special phytohormone
- External factors such as light, temperature, water, oxygen and air humidity play a decisive role in the process

Applied Science



Recording and Reconstruction of Holograms Item No. P2260300

- In contrast to normal photography a hologram can store information about the three-dimensionality of an object
- To capture the three-dimensionality of an object, the film stores not only the amplitude but also the phase of the light rays

Physics



XRE 4.0 X-ray Expert Set Item No. 09110-88

- Basic set covering the fundamental principles and areas of applications of X-rays
- Used for fluoroscopy experiments and X-ray photography
- Can be extended by upgrade sets for specific applications and topics

BRANDS

DAEDALON® - INSTRUMENTAL



ET-41

Electronic Stop Clock

The six-digit Electronic Stop Clock provides memory and period measurement with a resolution of 0.0001s. A 40 kHz quartz-crystal oscillator with a lifetime accuracy of $\pm 0.02\%$ generates the time base. Operates with one or two Photogates. In memory mode, will time two interruptions of a single gate and store the results. In period mode, measures the interval between the first and third break of a single Photogate. The ease of timing the period of the motion makes a good lab in harmonic motion.


Includes: Photogate & ET-21 pushbutton.



ET-50

Digital Display


Clearly display digital results to the last row of the lecture hall! Designed for large audiences, this provides a highly readable output from Daedalon™ devices with LED meter and serial output connection. High intensity 4-digit LED readout; auto-ranging decimal; rotating face, wall mountable; daylight readable; durable aluminum & ABS construction. 27x10x6". 69 x 30 x 25.4 cm. *Wt: 5.5 lbs (2.5kg)*



EC-41

Computer Timing Interface

Collect timing data efficiently while maintaining them in their raw form. It is designed to connect up to two Photogates or other logic-level switches to any Windows PC via USB. The included Timer software records rising and falling-edge events to 1 us in an easily exportable table. The interface's electronics and status-indicating LEDs are housed in impact-resistant machined ABS.



ET-48

Photogate Module Adapter

This lets you to use EA-24 Photogate with ET-39 or ET-41 Stopclock. It also lets you use EA-24 Photogate with EC-41 Computer Timing Interface.

DAEDALON® - INSTRUMENTAL

EG-01 Specifications:

- Frequency Range: 100 Hz - 99 kHz three ranges
- Waveform: square, triangle or sine wave
- Output: sine or triangle, 5 V peak to peak into a 50 load
- Connections: 2 pairs banana jacks

**EG-01****Function Generator**

How to supply sine, triangle or square function waveforms through the audio spectrum and beyond? We include three calibrated scales and an internal power amplifier. A TTL square wave output is continuously available on the rear panel jacks for testing and monitoring frequency. The front panel has an output-level control, waveform selector, frequency multiplier switch, frequency setting scale and color-coded, 4 mm banana output jack pair. Output is floating; case is grounded. Internal power supply is well-regulated and independent of line voltage variations. 9.5 x 17 x 14 cm (3.8 x 6.7 x 5.5")

EG-50 Specifications:

- Center Frequency
- High - Low: 5 kHz, 500 Hz, 50 Hz
- Frequency Control: 3-turn potentiometer
- Frequency Readout: (4) 1.4cm LED's
- Resolution, high/ mid: 1 Hz
- Resolution, low range: 0.1 Hz
- Accuracy: $\pm 0.1\%$ or one count
- Output: 4 Vac rms into a 4 load
- Waveform: $<0.6\%$ distortion, 2 W output

**EG-50****Audio Driver**

Here's a reliable source of mechanical motion at known frequency acoustic experiments (often needed for Sonometers, Kundt's tube & Chladni plates). A sine wave oscillator combines with an audio amplifier through the frequency range of 3 Hz to 10 kHz in three ranges, indicated by a four-digit display. On the low end of the frequency range, the readout is multiplied ten times so that the resolution is 0.1 Hz, important for accuracy at low frequency. The output waveform is a low-distortion sine wave to drive low impedance loads like our EG-52 Electromechanical Driver. A three-turn potentiometer on the front panel easily sets frequency. Jacks on the rear panel provides a square wave output to synchronize an oscilloscope to view the signal easily without jitter.

**EG-03****Speaker**

This small loudspeaker can be used with EG-01 Function Generator and EG-50 Audio Driver. Setting two of these speakers a short distance apart and plugging them into the same oscillator, produces a beautiful sonic interference pattern.

**EG-52****Electromechanical Driver**

This converts electrical output of the Audio Driver into linear motion and produces variable frequency and amplitude linear motion for harmonic motion experiments. Originally designed to excite vibrations in the cases of stringed instruments, it can drive Chladni plates, sonometers, stretched strings and more. The EG-01 Function Generator provides the Driver with a limited range of amplitude.

Required accessories: EG-50 Audio Driver

BRANDS

DAEDALON® - INSTRUMENTAL



EV-02

Universal Power Supply

Here are all supplies needed for most student experiments! Four high-voltage outputs (125, 250, 375, 500 VDC) operate your vacuum tube or cloud chamber. Well-regulated ± 8 VDC supplies run semiconductor experiments. Regulated, adjustable 5 VDC and 3 A supply drives motors and electromagnets. Six Vac and 2 A supply lights vacuum tube filaments and AC experiments. The color-coded outputs on front panel are protected against accidental overload. Outputs are isolated from ground. Case is grounded for safety.

EV-04 Specifications:

Voltage: 1-12 VDC, 1-14 Vac not sinusoidal
Current: 0-5 ADC, 4 AAC Ripple: <5% rms volts
Controls: voltage, AC/DC, on/off switch, pilot light
Connections: 2 color-coded 4 mm banana jacks



EV-04

AC/ DC Power Supply

This popular power supply puts out low-ripple power at a low cost and serves most of the everyday needs of the laboratory! A phase-controlled triac adjusts the voltage without heat dissipation. The control circuit senses overload and shuts down, eliminating the need for fuse replacement. 9.5 x 17 x 14 cm (3.8 x 6.7 x 5.5 in)



EV-11

High Voltage Power Supply

Two separately regulated, independent supplies provide 0-1000 Vdc at 10 mA, 0-50 Vdc at 10 mA and filament voltage taps supplying 1, 2, 3, 4, 5 or 6 Vac. A 7.5 cm panel meter monitors the high voltage supply. All supplies float relative to ground and interconnect.



EV-12

Lab Power Supply

This has an adjustable output of 0-15 VDC and 3 A for particularly critical loads. A pair of operational amplifiers provides both current and voltage display simultaneously on a pair of system taut band meters. The output is isolated from the ground.

EV-14 Specifications:

0-5 kVDC, 6.3 VAC filament output;
... limits 2.5kV
Output Current: 1 mA at 5000 VDC
Line Regulation: >1% for 10%
... voltage change
Load Regulation: 3% for 0 to 500 μ A
Ripple: 0.2% at maximum current
Meter: three 1.4 cm high digits
Connect: 4 mm high-volt insulated
banana jack




EV-14

Kilovolt Power Supply

Here's a safe, sturdy and reliable high voltage power supply. Shielded banana jacks provide the 5 kilovolt output from the rear panel, safely away from hands. A digital voltmeter accurately displays the output voltage. With 6.3 VAC filament supply on the rear panel. Output current is limited for safety. 9.5 x 26 x 22 cm (3.8 x 10 x 8.5")

DAEDALON®- INSTRUMENTAL



EV-17

EV-18

140W Power Supply

Good when you need current up to 10A. DC output, measured on two digital meters, is protected against short circuits. AC output, not sinusoidal at low voltages, drives small motors and incandescent lamps.

EV-17

75 W Power Supply

This High Current Power Supply is designed for those loads that need current up to 5A. Direct current output is measured on two analog meters. Output is controlled by a front panel control and is short circuit proof. The ac output is not sinusoidal at low voltages but accurately drives small motors and incandescent lamps.

EP-20 Specifications:

- Tube Diameter: 13 cm
- Electron Gun: indirectly-heating cathode, accelerating anode
- Helmholtz Coils: Radius: 15 cm Separation: 15 cm.
- Turns: 132 per coil
- Magnetic Field: 7.8 mT/A
- High Voltage: 100-500 Vdc adjustable with front panel control
- Coil Current: 0-3 A adjustable with current regulated supply.
- Meters: two 3-digit LED panel meters



EP-20

e/m Apparatus

This classic experiment consists of a vacuum tube with an electron beam inside. The tube is surrounded by two Helmholtz coils which provide a transverse magnetic field. The magnetic field bends the electron beam into a circular path, made visible by Helium gas at low pressure fluorescing inside the tube. The regulated accelerating voltages can be varied from 100 to 500 Vdc. The Helmholtz coil current adjusts from 0 to 3 A. The orbit diameter is measured on an internal glass scale with fluorescent radius marks. The mark lights up when the beam strikes it, making it easy to determine the exact beam diameter. A pair of three-digit panel meters display the power supplies output.

30 x 40 x 38 cm (11.8 x 15.7 x 15")

Putting
Science First
since 1960

EP-07 Specifications:

- Phototube: R727 mount in case
- Ultra low leak current FET op-amp;
- Dual FET op-amp
- Current Sensitivity: 1 pA minimum
- Spectral: red, green, blue gel filters



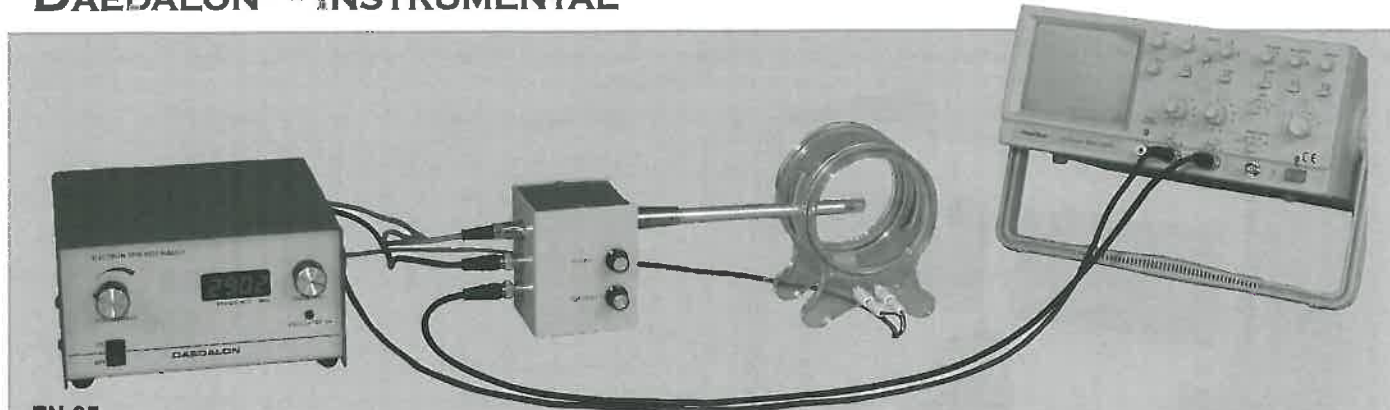
EP-07

Photoelectric Effect

Show that the energy of a photoelectron depends on wavelength, not intensity. As monochromatic radiation irradiates the photocathode, the voltage required to stop current flow is proportional to the energy of the photoelectrons. Plotting this voltage as a function of wavelength can be used to calculate Planck's constant. A dual-FET ultra-low leakage current input operational amplifier close to the phototube amplifies photocurrent. Amplifier has a minimum detectable current of 1pA. Includes 3-color filters for spectral separation. 17 x 9 x 11 cm (3.5 x 6.7 x 4.0") You need: digital voltmeter or datalogger.

BRANDS

DAEDALON® - INSTRUMENTAL



EN-35

Electron Spin Resonance

In 1925, Uhlenbeck and Goudsmit showed that small discrepancies between Bohr's quantum description of the hydrogen atom and experimental values could be explained if the electron behaved as if it had angular momentum and a magnetic moment. Intrinsic angular momentum is now one of the fundamental properties of a particle. This elegant apparatus, designed by Dartmouth College, lets you measure the value of a single electron's magnetic moment. The parametric organic compound DPPH (diphenyl-picri-hydrazyl) has an unbound electron that orients in an external magnetic field. The electron spins like a top in the polarizing field proportional to the magnitude of the field. The electron's precession varies in frequency with a change in the polarizing magnetic field. If you set up a weak high frequency field at right angles to the primary field, the weak field will interact with the electron when their frequencies are the same. A pair of Helmholtz coils, powered by AC current, set up the polarizing magnetic field. A probe with DPPH is inserted into the field. A tiny coil surrounds the crystals and supplies the transverse, high-frequency signal. The coil mounts in a sturdy metal probe with an acrylic end cap. As the magnetic field varies from positive to negative and back, the electron's frequency matches the oscillator's frequency. The oscillator detects the energy transfer and displays it on the oscilloscope.



ES-16 Specifications:

Intensity: 45 candela
Color Temperature: 3000 K
Expected Life: 2000 hours
Current Regulation: $\pm 0.5\%$

ES-16

Halogen Lamp/ Power Supply

Our tiny halogen lamp is a very intense, constant, compact source of 45 candela, higher than most other sources. The lamp and socket are pin-mounted to fit the Optical Bench Carriers (shown), available separately. Filament 3 x 1mm.



ES-18

Small Mercury Arc

Our small low-pressure lamp is an ideal monochromatic radiation source. Includes power supply (not shown) & metal stray light shield.

EM-09

Universal Spark Generator

This produces high voltage pulses at five fixed frequencies. Precisely timed sparks leave a permanent series of dots, useful for dynamics experiments. On an Air Track, spark paper attaches along the bottom track edge. Wire attaches to the glider with an insulated nylon screw. A trolley wire stretches between the end stops with insulated hardware. The spark jumps from the wire on the glider, then through the paper to the grounded track, leaving a mark for each pulse.
9.5 x 26 x 22 cm. (3.8 x 10 x 8.5")



EM-09 Specifications:


Frequencies: 60, 30, 20, 15, 10
Voltage: ~ 30 kV
Connections: 1.2 m with alligator clips
Trigger: Manual push button



DAEDALON® - RADIOACTIVITY

EN-06 Specifications:


Aluminum: (5) 5 x 5 cm, 420 mg. cm²
 Mounted Foil: 1, 2, 5, 10, 20 layers
 Lead: (5) 5 x 5 cm, 1800 mg. cm²
 Support stand: 7.2h x 10w x 6.5d cm
 Slots for 5 absorbers; hole for tube

**EN-06****Geiger Stand & Absorbers**

Stand holds 5 x 5cm square absorbers in six slots. Absorbers consist of thicknesses of mounted aluminum foil, aluminum plate and lead. *You need: Geiger Counter, Tube and Sources.*

EN-20 Specifications:

- Source: Po-210, half-life 138 days
- Beam Angle: 2.5°
- Deflecting Angle: ±20° symmetrically around the axis
- Detector: particle-sensitive film, 8.6 cm/ diameter circle

**EN-20****Rutherford Scattering**

Designed by Professors Leming and Garrison at Henderson State University, the apparatus allows students to repeat the famous alpha particle scattering experiment suggested by Ernest Rutherford in 1908. Fundamental to the discovery of the atom's structure, the experiment demonstrates that the charge of the atomic nucleus is concentrated at the center of the atom.

Includes: Five sheets Alpha Particle sensitive film; Alpha Particle Source. *You need:* Vacuum pump (15-20Pa) to evacuate the chamber; stereo microscope (20-50x) to view films; beaker and heater for film processing

EN-07**Radioactivity Source (Pack 5)**

As in EN-03, above, plus Tl-204 1uCi (beta) & Cs-137 1uCi (gamma) emitters.

**EN-03****Radioactive Source (Pack 3)**

Three discs for your experiments and demos. **Includes:** Alpha (Po-210) source; Beta (Sr-90) source; Gamma (Co-60) source; clear plastic storage box.

**EN-01****Geiger-Muller Tube**

1.5cm dia tube has a 2-3 mg/cm³ mica end window, with 450V operating plateau. **Includes:** 1m coaxial cable and coax-to-banana jack adapter.

**EN-12 Specifications:**

Detector: Halogen-quenched Ne; SS Geiger Mueller tube
 Sensitivity: 18 cps/mR/hr; Gamma > 0.01; Beta > 0.2; Alpha > 4 MeV
 Range: 0 - 8 mR/hr.
 Operating Voltage: 500.

**EN-12****Precision Radioactivity**

Enough for course in radioactivity. Large EN-04 tube collects data quickly and accurately. Measures count rates from a preset total count. Also measures the radioactivity of natural objects. **Includes** EN-03 Radioactive Source Set (for absorber measurements) and EN-30 Precision Counter, which functions as a computer interface with included software.

BRANDS

DAEDALON® - RADIOACTIVITY

EN-15 Specifications:

Count Range: 99 counts/minute
Time Base: 1 minute
Count: LED & audible chirp
(switchable)
Geiger Voltage: 900 or 450 Vdc
Color-coded 4mm banana jacks



EN-15

Daedalon® Geiger Counter

A compact, rugged six-digit Counter. LED digits show counts per minute or continuous counting. An LED and an audible chirp signal indicate radioactivity. The internal 900/450 Vdc power supply provides the voltage required. The front panel has power and mode selector switches for count rate or continuous counting. A push button resets the display. The rear panel has a tube voltage selector and audio mute switch.

EN-30 Specifications:

Operating Modes:

- Fixed time: 15 sec, 60 sec; Fixed Count: 100, 1000, 4000
 - Tube Voltage: 300 – 1200 Vdc adjustable & stabilized
- Display: Count while counting, counts/m when complete
Show tube voltage in "Volts" mode
Count: Audible chirp (switchable)



EN-30

Precision Geiger Counter

This versatile instrument puts out a computer-compatible signal which permits data logging with a computer. It connects to a serial report and sends out measured count rate to the computer. Select modes of operation via a front panel push button. In the fixed count mode, it counts up to a preset number of counts, then divides the counts by the time period and displays the result with a fixed statistical accuracy. Measurement times are unlimited, so it is possible to measure background or natural low-level sources with high precision. In the "Volts" mode, the display shows the tube voltage. With six-digit digital readout front panel display.

Includes full software for recording and computing data. 9.5 x 26 x 22 cm (3.8 x 10 x 8.5")



EH-15

Stefan Boltzman Source

When used with the Radiometer, the tungsten lamp provides a radiation source that can measure the energy radiated as a function of temperature. This relation was first set down from theoretical considerations by physicists Stefan and Boltzmann. Determine the temperature from the current through the lamp and the voltage across it. The energy varies over four decades, so the results are very convincing.

See pg. 116 for
more
Geiger Counters

EG-45 Specifications:

Detector: 28 junction thermopile
Spectral Range: 0.3 to 15 μm
Sensitivity: 1000-1 W/m^2 - 4 ranges
Controls: range, zero adjust, shutter




EG-45

Radiometer

Calibrated in Watts/meter², this measures the energy of direct sunlight or the warm spot left by a hand. The thermopile detector has tiny thermocouples wired in series in an aluminum housing. An integral shutter cuts off incoming radiation when adjusting the amplifier. The detector has a flat spectral response from 0.3 μm (ultraviolet) to 15 μm (infrared). The detector area of about 2 mm² can measure the energy in a laser beam. For broad radiation sources, the instrument is sensitive through a 60° cone angle.
12 x 9.5 x 22.5 cm (4.7 x 3.7 x 8.7")



DAEDALON® - AIR TRACK



EA-01 • Air Track

EA-20 Air Source

Daedalon® Basic Air Track (1.5m)

Here's a great value in a student air track. Study one-dimensional motion, collisions & conservation of momentum at low friction. Our sturdy triangular aluminum track is lightweight yet durable with smooth surface and high linearity due to precision machining. One row of 0.95mm diameter holes on each side. Re-engineered spring bumpers have lower friction loss than previous design. Updated gliders have lower center of mass. Accessories are less massive to improve accuracy • Ships oversize in one box. *Requires EA-20 Air Source.*

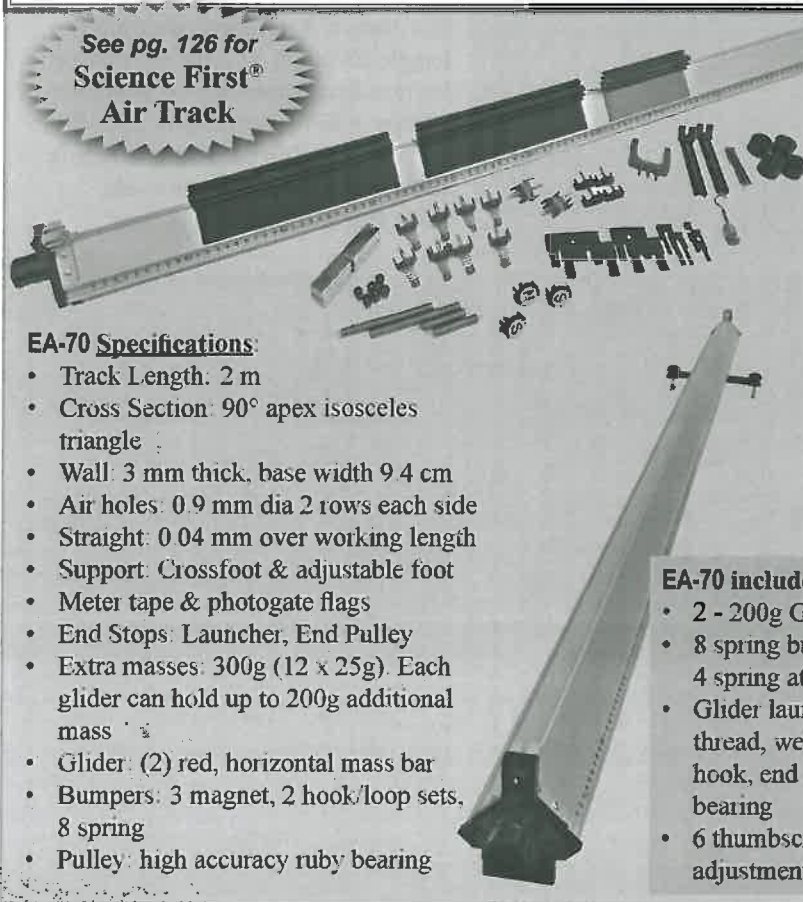
EA-01 Specifications:

- Track Length: 1.5 m
- Cross Section: 90° apex isosceles triangle/stiffening bar
- Air holes 0.95 mm dia, 1 row each side.
- Straightness: 0.04 mm - working length
- Support: Crossfoot, adjustable foot
- Measurement: Meter tape; photogate flag
- End stops: Launcher & end pulley
- Pulley: high accuracy ruby
- Extra masses: 300g (12 x 25g); can hold 200g additional mass
- Bumpers: 3 magnet, 2 hook/loop (sets), 8 spring

EA-01 included accessories:

- 3 - 100g Gliders
- 8 spring bumpers; 4 spring attachments
- Glider launcher, spool thread, weight hook, end pulley with ruby bearing
- 6 thumbscrews, 8 incline adjustments
- 4 stainless springs: 2 - 2.5cm; 2 - 5cm
- 4 - 5g masses for pulley
- 3 magnetic bumpers for collisions
- 8 flags f/ photogates; 2 photogate holders
- 12 - 25g masses
- 2 photogate holders

See pg. 126 for
**Science First®
Air Track**

**EA-70 Specifications:**

- Track Length: 2 m
- Cross Section: 90° apex isosceles triangle
- Wall: 3 mm thick, base width 9.4 cm
- Air holes: 0.9 mm dia 2 rows each side
- Straight: 0.04 mm over working length
- Support: Crossfoot & adjustable foot
- Meter tape & photogate flags
- End Stops: Launcher, End Pulley
- Extra masses: 300g (12 x 25g). Each glider can hold up to 200g additional mass
- Glider: (2) red, horizontal mass bar
- Bumpers: 3 magnet, 2 hook/loop sets, 8 spring
- Pulley: high accuracy ruby bearing

EA-70 • Air Track, 2m

EA-20 Air Source

Daedalon® Intermediate Air Track (2m) -**You need EA-20 Air Source**

Study one-dimensional motion, collisions & conservation of momentum at low friction. Our sturdy triangular aluminum track is lightweight yet durable, with smooth surface and high linearity due to precision machining. Two rows of 0.9mm diameter holes on each side. Re-engineered spring bumpers have significantly lower friction loss than the previous design. Updated gliders have a lower center of mass. Accessories are less massive to improve accuracy • Ships oversize in one box.

EA-70 included accessories:

- 2 - 200g Gliders; 1 - 100g
- 8 spring bumpers; 4 spring attachments
- Glider launcher, spool thread, weight hook, end pulley with ruby bearing
- 6 thumbscrews; 8 incline adjustments
- 4 - 5g masses for pulley
- 4 stainless springs: 2 - 2.5cm; 2 - 5cm
- 3 magnetic bumpers for collisions
- 8 flags f/ photogates; 2 ea, 4 sizes
- 12 - 25g masses
- 2 photogate holders
- 2 hook/loop bumper sets

BRANDS

DAEDALON® - AIR SOURCE

Specifications:

Cross Section: isosceles triangle, angle at apex 90°, wall thickness 0.3 cm, base width 9.4 cm

Air Holes: two rows each side, 0.9 mm dia, 2.4 cm separation between rows

Measurements: full-length meter tape


Spark paper groove opposite side

End Stops: fitted with bumper springs,

Rubber band glider launcher

Beam: heavy extruded I-beam with double web for stiffness;

Adjustment: threaded #10-24 studs 10 cm long spaced 30 cm apart connect the track to the beam. You can achieve linearity of 0.1 mm.



Included accessories:

- 4 Aluminum gliders, 2 - 300g, 2 - 150g
- 8 Re-engineered spring bumpers
- 6 Thumbscrews
- 1 Spool of thread
- 4 Stainless springs, (2 - 2.5cm, 2 - 5cm springs)
- 1 Weight hook
- 4 5g masses for pulley
- 1 Glider launcher

- 3 Magnet bumpers for damping & non-contact collisions
- 8 1cm incline adjustments
- 8 Flags for photogates, (2 ea. of 4 different sizes)
- 12 25g masses
- 1 End pulley with ruby bearing
- 2 Hook and loop bumpers (sets)
- 4 Spring attachments
- 2 Photogate holders

See pg. 126 for
Science First®
Air Track



EA-75 1.5m track

EA-76 2.5m track

EM-09 Universal Spark Gen

Daedalon® Precision Air Track (1.5, 2.5m) -

Needs EA-20 Air Source

Demonstrate most principles of dynamics on one sturdy, easy-to-use, friction-free track - conservation of momentum; velocity and speed of gliders; equal and unequal collisions; acceleration; magnetic repulsion; harmonic motion.

Daedalon® air tracks are made of custom aluminum extrusion with a hollow triangular cross section. Air feeds into one end and escapes through four rows of holes along the track's length. Escaping air provides virtually friction-free support for the aluminum gliders. A full-length metric tape is set into the extrusion with a guide groove for spark paper on the other side.

Includes: accessories & manual.

EA-20 Specifications:

Compressor: 750 W series-wound motor, 110Vac 60Hz
Pressure: 11 kPa, 8.6 kPa
Volume: 2.6x104 cm³/s [4.8x104 cm³/s (2) tracks]



EA-20

Air Source

Superior sound absorbing characteristics due to three thick foam sound absorbers in the air input. The straight-through air path avoids pressure loss and unnecessary turbulence. Operates one Precision Air Track, Intermediate Air Track, or two Basic Air Tracks as well as longer tracks. **Includes** 2m hose. 30 x 17 x 16 cm

EA-01, EA-70 EA-75 Parts & Accessories

Sold Separately:

- | | |
|-------------------------------------|---------------------------------|
| EA-041 Glider, 100g. | EA-331 Springs, 2.5cm, 10 |
| EA-042 Glider, 200g | EA-332 Springs, 5.0cm, 10 |
| EA-043 Glider, 300g | EA-384 Pulley Weight Assembly |
| EA-383 Glider Launcher | EA-382 Thumbscrew, 2 |
| EA-387 Riser Block Kit, 8 | EA-386 Photogate Flag, 8 |
| EA-373 Magnetic Bumpers, 3 | EA-385 Photogate Holder, 2 |
| EA-372 Hook/Loop Bumpers, 2 | EM-09 Universal Spark Generator |
| EA-371 Spring Bumpers, 2 | EA-14 Spark Wire Kit |
| EA-389 Spring Attachment Bracket, 2 | EM-02 Spark Paper, Roll |
| EA-381 25g Weights, 2 | EA-20 Air Source w/ Hose |
| EA-388 Track End Pulley | EA-21 Air Source Hose, 2m |



DAEDALON® - AIR TABLE

**EA-12****Coupled Harmonic Oscillator**

Gliders and springs on air tracks make a harmonic oscillator with sharp resonances. Single Glider and two springs have one resonant frequency. Add a second Glider and spring for a second resonance (and so on). **Includes:** (5) 150 g Gliders; (6) stainless steel springs (2.5cm); (5) ceramic magnets to damp random motion. With manual.

EA-12 Specifications


- 0.0001s accuracy
- Measures period
- Stores time intervals
- Works with 1 or 2 photogates
- A course in vibration theory!
- For all our air tracks

**EA-52****Acrylic Puck**

Very light (90gr) 7.5cm diameter acrylic puck for collisions between very unequal masses.

**EA-53****Aluminum Puck**

7.5cm diameter, 210gm aluminum puck for collisions between unequal masses. A smaller effect than with EA-52 but with better energy conservation.

**EA-55****Magnetic Puck (Set of 2)**

Strong magnetic field enhances physical contact and makes for strong collisions. Photo-ready decals installed on a repelling pair.

EA-51**Recording Paper Kit**

4 sheets special carbon paper; 400 sheets newsprint, 56 x 56cm.

EA-58**Paper Guide**

59cm long acrylic rod with internal spring. Compressed between inside edges of an Air Table, it acts as a guide in recording simple harmonic motion.


Basic Air Table includes:

- Spark Generator & foot switch
- Air supply with hose
- Two steel pucks
- Velcro puck collars
- Springs
- Puck weight
- Edge pulley
- Recording paper kit
- Instruction manual

Deluxe Air Table has, in addition to the Basic:

- Acrylic puck
- Aluminum puck
- Pair of magnetic pucks
- Paper guide

See pg. 126 for
Science First®
Air Tables

**EA-50 Basic****EA-62 Deluxe****Daedalon® Air Table**

The Air Table has a flat glass surface that supports the recording and carbon paper. Light surgical tubing supplies compressed air to the pucks. The air exits from the bottom of the puck, causing it to float over the recording paper. Spark recording marks the motion of the pucks. Fine metal chains run down the air tubes, providing a connection to the spark generator. The spark jumps from a contact in the center of the puck, leaving a mark on the recording paper. The spark gap is completely enclosed and cannot be seen or heard during operation. The spark source operates at 10, 15, 20, 30 and 60 Hz when used with 60 Hz line power.



EM-14 Specifications:

- Pulley: 15.2 cm dia; ball-bearing hub; spokes
- Mass holders: 100 g; 4 slotted riders
- Mount: Cast aluminum wall bracket

EM-14 Atwood Machine

Study both linear and angular acceleration! A string carrying two weight holders passes over a ball-bearing pulley with white and black spokes. The linear and rotational inertia of the system are equal. Add light weights to one weight holder to produce acceleration. Time with a stop watch because the motion is slow. Or use with a computer (in conjunction with EC-41 Timing Interface). Plotting the angular velocity computed from the data recorded by the photogate, versus the time, gives an accurate measurement of the angular acceleration.)

See pg. 144 for
Science First®
Atwood Machine




EB-17 Beck® Angle Mass Holder

The finest weight hangers made! Of virtually unbreakable, welded stainless steel. They accept most slotted masses that are held in place by the hanger's angle. Masses slip on and stay on. *Masses not included.*

EC-42 Digital Pulley

Large, end-stop mounted, ball-bearing pulley sends motion to a computer. Has spokes which can be viewed by a photogate.

Beck®



Beck® products offer sturdy construction, precision results and true teaching value.

EB-05 Beck® Crane

Here's a solid, dependable equilibrium crane designed for basic labs and demonstrations. Show that static equilibrium is achieved when both forces and moments are in equilibrium. An interesting demonstration in the resolution of forces and moment, it's particularly suited for first year engineering laboratories. The structure is aluminum with a clear anodized finish and stainless steel pulleys and knurl nuts. Mounting and working sections separate for storage. Fastens to a bench with an integral heavy duty clamp. Height above table is 105 cm. **Includes:** Angled Mass Hanger, three dynamometers and a slotted 50 g weight. *Shipping weight 18 kg.*

E-mail Justin Pascoe:
justin.pascoe@sciencefirst.com

DAEDALON®

Beck®

See pg. 122 for
Science First®
Inertia Products



EB-06

Beck® Inertia Device

Here's a simple way of studying rotational dynamics. A 40 cm diameter aluminum disk is machined such that three masses can be placed at any of seven radii. Masses screw into threaded holes so they can be repositioned with great accuracy, varying moment of inertia. Simple geometry makes calculating the moment of inertia of the masses easy and verifiable by experiment. Rotational torque is provided by a mass attached to a light cord passing over a pulley and around the hub. Since its mass is only 50 grams, disk acceleration is very slow - almost 15 seconds to fall a meter! Obtain accurate, reproducible measurements using only a meter stick, stop watch, and balance! EC-42 can send data for computer analysis using EC-41 Interface.




Beck®

EB-07

Beck® Torque Table

This gigantic table (60cm diameter) provides a hands-on approach to torque and center of gravity. Its focuses attention on the actual forces involved, similar to a force table, but with moments replacing forces. Students claim "it resembles a wheel balancer". The disk, made of 4.8 mm aluminum plate, balanced on a ground tool steel point, is free to rotate or tilt in any direction. To provide reference points and a means of hanging weights, 360 holes are drilled through on 2 1/2 cm centers. X and Y axes are identified by broken recessed lines. The circular level is set in the top of a hub. Both hub and center support post are stainless steel. All parts are interchangeable for storage and setup. **Includes 5 Angled Mass Hangers**, but additional masses can be hung for a more complicated solution. *Ship weight 11 kg.*

Beck®



See pg. 145 for
Science First®
Centripetal Force

EB-04

Beck® Centripetal Force

This surprisingly heavy device produces excellent data. The rotating assembly alone weighs more than five pounds (2.3 kg). Mounted in two large ball bearings, it has smooth, consistent rotation. Radius points for the test mass are indicated at 14 through 22 cm by a machined aluminum assembly. Radii of the inboard end of the spring can be varied through a range of 5 cm. Steel parts are stainless. Castings have an enamel finish. Length and height are about 33 cm. *Ship wt: 9.5 kg.*

EM-12**Kater's Reversal Pendulum**

After two centuries, still the most elegant determination of g ! In 1817, Kater, influenced by Bessel, developed a device that made possible an extremely accurate measurement of the acceleration due to Earth's gravity, g . The reversible pendulum is a pendulum that can be swung from either of two pivot points. When the mass distribution of the pendulum is adjusted so that the periods are the same from either pivot, then the period is the same as a simple pendulum having a length equal to the distance between the pivots. This simple property has great power in determining the value of g . During a typical three-hour lab session, you can measure g to an accuracy of $\pm 0.1\%$. Crafted from nickel-plated steel with polished brass bobs. Full experimental manual and steel wall-mount bracket are included.

**EM-16 Specifications:**

Height: 90 cm. Bobs (dia): 19 mm

Material: Brass & acrylic

Mass holder: 50g with 10g, 20g, 20g, & 50g weights

Springs: Helical, 25, 50 & 75 mm

Force constants: 3.2, 2.5, & 1.8 Newtons/m

EM-16**Basic Pendulum Set**

Study the simple harmonic motion of swinging and bouncing pendulums. Pendulums hang from a horizontal rod which clamps onto a vertical support rod containing a meter scale and cast-iron tripod base. The swinging pendulums have a 19mm diameter brass bob and an acrylic bob of the same diameter together with a length of flexible cord for suspending them so that students can measure the effect of length and bob mass. **Includes:** springs of three lengths (25, 50 and 75 mm) so you can examine the effect of spring length on the force constant. A mass holder hangs on the end of the spring to measure displacement as a function of mass (Hooke's Law).



**See pg. 133 for
Science First®
Pendulums**

Replacement parts:

- Projectile ball (EB-03/02)
- Ratchet rack (EB-03/01)
- Push block (EB-03/127)


**Beck®****EB-03****Beck® Ball Pendulum**

A fine time-tested pendulum with the following features: Ballbearing-mounted A-frame swing arm: Eliminates losses (and error) due to torsion of the pendulum swing arm. Precision, sealed ballbearing pivot provides smooth action. Durable stainless steel catch arm inside the machined aluminum catch cylinder has tension provided by a rubberband. Three-velocity gun. Consistent, adjustment-free initial velocities mean reproducibility, firing after firing. Replaceable pawl and ratchet system. A light-acting, gravity-sprung stainless steel pawl – hand ground to optimize performance – provides positive action with a minimum of frictional loss. High mass. Enameled cast aluminum construction means nearly 10kg of mass resisting inertial losses from recoil or imbalance. Even at its highest setting, the pendulum doesn't move.



***WARNING:** These teaching aids are not toys. Products are not for children under 13. Products may contain lead or choking hazards such as small parts, small balls, marbles, and balloons. Adult supervision is required.

See pg. 163 for
Science First®
Optics

**EO-10****Complete Optics System**

The system provides all the accessories you need to perform experiments in optics. Students can study such topics as image formation by thin lenses, simple telescopes, dispersion by prisms and gratings, polarization of light and much more. Detailed manual describes many experiments. Set **includes:**


- Optical bench carrier, 30 mm (EO-01), 5; 65 mm (EO-02)
- Adjustable lens holder (EO-20), 3
- Lateral arm (EO-22); prism table (EO-30) (EO-32)
- Centering point pin (EO-23)
- Filter holder (EO-25)
- Opaque screen (EO-26); diffusing screen (EO-27)
- Stray light screen; polarizing filter (EO-33), 2
- Lenses (EO-48), set 6
- Concave mirror, -30 mm FL (EO-52)
- Equilateral prism (EO-59)
- Filters: red (EO-62); yellow (EO-63); green (EO-64); blue (EO-65)
- Single slits, three patterns (EO-72); double slits, 3 patterns (EO-73)
- Target (EO-75); diffraction grating (EO-77)
- Lamp with unregulated power supply (ES-17)

EO-12**Geometric Optics**

This includes all components needed for experiments in geometric or Gaussian optics. Students can study such topics as image formation by thin lenses, and power of lenses in combination. **Complete system includes:**

- Optical Bench Carrier, 30 mm (EO-01), 5
- Adjustable Lens Holder (EO-20), 3
- Centering Point Pin (EO-23)
- Filter Holder (EO-25), 2
- Opaque Screen (EO-26)
- Diffusing Screen (EO-27)
- Stray Light Screen (EO-28)
- Set of Six Lenses (EO-48)
- Concave Mirror, -30 mm FL (EO-52)
- Red Filter (EO-62)
- Yellow Filter (EO-63)
- Green Filter (EO-64)
- Blue Filter (EO-65)
- Lamp with Unregulated Power Supply (ES-17)
- Instruction Manual

See pg. 172 for
Science First®
Wave & Sound
Products

**EG-54 Chladni Plates****EG-52 Electromechanical Driver
Chladni Plates**

Daedalon® Chladni Plates are specially designed to fit on the EG-52 electromechanical driver, which illustrates the vibration modes of thin plates. The black anodized aluminum plates attach to the driver and vibrate as free-edge plates. The patterns rapidly increase in complexity as the frequency increases, which are highly visible with the addition of white sand. **Includes** four plates, each with 0.9 mm thickness: 13 cm x 13 cm square, 15 cm diameter circle, 15 cm equilateral triangle and 20 cm x 13 cm violin shape. Also includes shaker of white sand.

FIELDMASTER® - Water Sampling



623-2050 120cm

623-2055 60cm

Turbidity Tube

Measure turbidity (clarity of water) in streams where a Secchi disk cannot be used. Clear polycarbonate tube has a 4.5cm diameter Secchi design attached to a removable rubber stopper. Drain the tube with hose and finger crimp. 120cm length is good for the GLOBE program.



663-0381 Kit

663-0405 Replacement filters, 100.

Accent Science™ Filtering Kit

Filter sediment or precipitated solutions with our portable kit. Separate by vacuum filtration in lab, class or field. **Includes:** hand vacuum pump; filter flask, 500 mL; Buchner funnel; filter paper, 90mm dia; large bore #8 stopper; instructions. Extra filters available.



See pg. 80 for
Science First®
Water Samplers



623-2310 Basic Bottle

623-2300 Replacement line and float

Basic Water Sampler

Our durable plastic water sampler is the right choice for schools. Impact resistant PVC body with soft rubber seals holds 1.4 liters. Custom closing mechanism needs no messenger - jerk line to close. **Includes:** 20m line, styrofoam winding float. *Qualitative only.*



Resolution: 0.2%
Range: 0-28%

611-2275

Salinity Refractometer

Determine the percentage of salt in water with this portable instrument. Just 2-3 drops of solution are enough for accurate readings. Solid-aluminum construction, rubber-gripped body, automatic temperature compensation, easy to focus prism and lens. **Includes:** 2 pipettes; calibration screwdriver; hard plastic case; cotton cleaning cloth; cleaning solution, instructions.



663-0661


pH Meter

3-105-A55

Calibration solution

pH Meter

0-14, 0.1 pH resolution. +/-0.1 pH unit accuracy.
0-50° C. 2 point calibration




623-2315 Advanced Bottle

623-2300 Replacement line and float

Advanced Water Sampler

This clear polycarbonate 1.2 L bottle is ideal for long drops. Messenger activated, it has a custom injection molded closing mechanism. Polyurethane end seals, stainless steel parts. **Includes:** 20m polyester line on winding float, solid messenger and instructions. *Qualitative only.*

FIELDMASTER®



623-1110

Plankton Nets (Nitex® fabric)

Here is real sampling equipment in 3 durable Nitex® nylon fabrics, known for its mesh size accuracy, which guarantees you'll know the smallest size plankton collected. Two sizes: 5" (130mm) in diameter and 15" (380mm) long; and 8" (200mm) in diameter and 20" (500mm) long. **Includes:** patented adaptor and 125 mL plastic sample bottle.

623-1120	5" (130mm) dia	80 micron
623-1123	5" (130mm) dia	153 micron
623-1125	5" (130mm) dia	363 micron
623-1130	8" (200mm) dia	80 micron
623-1133	8" (200mm) dia	153 micron
623-1135	8" (200mm) dia	363 micron
623-1100	Sample bottle	125 mL
623-1105	Hose/pinchcock	(optional)



623-2110

Collapsible Dipper

Bring a truly portable dipper on your next field foray for critters. This is great for collecting aquatic larvae. Lightweight and easy to use since it's collapsible. Telescoping aluminum handle extends from 25" (625mm) to 46" (1150mm). Plastic dipper, pour spout, graduated measurements.



623-1210

Mini Surber

A surber net is placed on the bottom of shallow streams to sample for benthic invertebrates quantitatively. Ours is just the right size for schools. Stainless steel frame, 500 micron Nitex® net and taffeta wings. 6" x 11", samples 1/4 foot².




- 623-1110 • Complete net
- 623-1111 Replacement net

Dip Net

Our sturdy D-frame net is ideal for stream sampling. Its 36" (90cm) aluminum handle is easy to wield in the field. With 18" (45cm) deep cone, 11-1/2 x 12" (29 x 30cm) hoop, 800 to 1200 micron mesh. Replacement net available.

• Complete net ships oversize.




623-3110

Mighty Grab™ (With pole)

Sample the bottom of ponds or lakes with this student-sized (1.2L) benthic grab. Lowers on a line or closes with a pole in shallow water. **Includes:** stainless steel scoops, 43.5" (110cm) long sampling pole, 20m polyester line, instructions.

FIELDMASTER®



623-8120

View Bucket


Peer beneath the water surface with our clear-bottomed bucket. Durable plastic pail has tapered base glued with special adhesive to prevent leaks.



623-8110

AquaVue™ Underwater Viewer

Use this to peer below the surface of the water. Our 26" (66cm) tube with polycarbonate bottom avoids surface glare and has no internal reflection. Crush-resistant, black interior, flotation collar, neoprene viewing mask and handle.




623-2010

Secchi Disk

Determine water turbidity (clarity) in lakes or ponds. Our classic plastic student Secchi disk has 2 white and 2 black quadrants. Lower into water until colors are no longer distinguishable.

Includes: weight, 20m line on styrofoam float, instructions.



623-7215

Water Sampling Field Kit

A complete kit with everything you need to obtain samples of water and plankton, determine water transparency and measure water depth. Kit includes:

- Plankton net, 153µm
- 125 mL sample bottle
- Polycarbonate water bottle, 1.2 L
- Secchi disk, 20m line and float
- Armored thermometer
- Plastic carry case

Everything is reusable!



Secchi disk



623-7212


Plankton Field Kit

Obtain samples of phyto- and zooplankton from lakes and ponds. Everything is reusable!

- Secchi disk with line and float
- Armored thermometer
- Plankton net, 80 micron mesh
- Water bottle, 1.75L, with line and float
- 125 mL polyethylene sample bottles, 12
- 250 mL polypropylene square bottles, 12
- 500 mL polyethylene wash bottle
- Set of basic teacher instructions



FIELDMASTER®



Sink Sieve



623-7214

Aquatic Invertebrate Lab Kit

Everything you need to sort through samples taken from the bottom of streams, lakes, ponds. Use in the field or bring samples back to the lab. **Includes:**

- Small white "Critter Pickin™" pan, 12
- Forceps and teasing needles, 12 each
- Sink sieves, pack of 6
- Plastic vial, 48
- Clear plastic ruler and hand lens, 12 each
- Invertebrate ID sheet and instructions



Magnifiers


Everything is reusable!

623-7213


Plankton Lab Kit

Everything you need for sorting and identifying zoo- and phytoplankton from lakes, ponds and streams. **Includes:**

- Bogorov chamber, 6
- Gridded Petri dish, 12
- Insect forceps, 12
- Plastic vial, 24
- Disposable pipette, 100
- Clear plastic ruler, 12
- Teasing needle, 12



Bogorov chamber

Everything is reusable!

623-7211

Stream Sampling Kit

Obtain samples from flowing water with durable, easy to use equipment. Basic teacher instructions. Kit includes:

- Turbidity Tube, 60 cm long
- Armored glass thermometer (-40 to +120°F)
- 500 mL polyethylene wash bottles, 6
- 500 mL polypropylene square sample bottles, 12
- D-frame nets, 6



623-7210

Lake Bottom Sampling Kit

Durable equipment provided - no flimsy throwaways here.

Includes:

- Wash Bucket
- Armored glass thermometer (-40/+120°F)
- Mighty Grab™ with line and pole
- 500 mL square wash bottles, 12

FIELDMASTER®

657-5010

Orienteering Kit

(For 24 students - 12 pairs)

Here is everything you need to get started with map and compass work. Teacher Guides help direct your students in class and out. **Includes:** student compasses, 12; teacher demonstration compass; metal student safety whistles, 12; economy stopwatch; sheets to make 12 control makers and cards; alphabet stamp set; "Orienteering and Map Games for Teachers", USGS: "Topographic Map Symbols", "Find Your Way with Map and Compass"

657-4030

Demo Compass

(Teaching Compass)

This replica of a standard compass is so large that everyone can group around it in the field. Clear plastic with a movable dial and needle - can also be used on an overhead projector. 9 x 15" (23 x 38cm).


621-7150

Soil Permeability Kit

Take the guesswork out of finding soil porosity! Show relationships between particle size, shape & uniformity. Place two samples in side-by-side high-quality graduated tubes with snug bottom seals (16", 1-1/2" dia.) Insert equal amounts of water with included syringes. Measure the rate of flow to determine porosity. Fully assembled with precision cut styrene housing.


624-5110


Soil Thermometer, Economy

Rugged thermometer reads -15° to 65° C. 12.5" (32cm) long with a push ball for inserting into soil.

657-4010

Orienteering Compass

Graduated 0 to 360° in 2° units, with liquid-filled capsule, luminous points, acrylic base, 4x magnification, lanyard. Instructions. Northern hemisphere.


657-4020


Lensatic Compass

Use this military style compass to follow a course over the ground. Compass card with degree scale; rotating bezel; sighting wire top cover; thumb hook; lens. Graduated in 0 to 360° in 5° increments. Shock resistant. Instructions. Northern hemisphere.



***WARNING:** These teaching aids are not toys. Products are not for children under 13. Products may contain lead or choking hazards such as small parts, small balls, marbles, and balloons. Adult supervision is required.

Science First® • (800) 875-3214

**621-7140****Sifter & Bead Set**

Don't have soils, or don't want the mess? Simulate soil separation with this kit. Drop beads (included) in the column, watch various sizes separate out.

**621-7135****Plastic Sifter (Set of 5)**

Similar to 621-7140, above, but without beads, this low-cost set does a fine job of separating soil according to particle size. One piece molds.

**621-7130****Elementary Sieve Set**

Soil sorting just got easier with this colorful set. Includes 4 sieves (8" diameter with 3, 5, and 9 mm holes), container pan, lid, instructions with activities.

**621-7120****Shaker Sieve**

This is great for soil and general particle sifting. 24 x 16 x 3" (61 x 40.5 x 7.5 cm) with 2mm aperture (2000 micron) to correspond to US Sieve Size 10. Wood frame, steel mesh.

**622-6120** One square meter**622-6125** One quarter square meter**Sampling Square**

Quantify the results of your field study with our folding plastic square. Cleanly and quickly mark off either a *quarter meter* (0.25m²) or *meter square* (1.0m²) on land or in water. It snaps open with a durable shock cord inside the plastic legs. Connections are made with T-connectors which allow the frame to sink. Collapsible. Instructions. (Color may vary.)

See pg. 172 for
Science First®
Sieves

**Metal Sieve Set (Separately or Set of 6)**

Economical stainless steel mesh sieves with zinc plated steel frames stack together to help separate soil or sediment particles. Set has lid & catch pan. Will rust if used in salt water.

621-7110 Set of 6 (With lid & catch pan)**621-7111** US Standard #5 4000 micron**621-7112** US Standard #10 2000 micron**621-7113** US Standard #35 500 micron**621-7114** US Standard #60 250 micron**621-7115** US Standard #120 125 micron**621-7116** US Standard #230 63 micron



2175

LINX® Universal Pack Consumables

Here are enough materials to build 50-60 models - from simple machines to complex models using cams, gears, pulleys, electricity, pneumatics and hydraulics. Can be used in conjunction with #2130 or as a refill. Good for a full year or more of classroom fun!

Kit Includes:

21208 Glue pot & spatula, pack 12	21445 Gear box, simple
21219 LINX® card set	21446 Reed switches, pack 10
21301 Sticks, wood, (40cm), 50	21448 Pulleys, plastic asst, pack 16
21310 Strips, wood, (40cm), 40	21450 Wire, red connecting, 100' Reel
21320 Dowels, wood (3/16 x 16"), 25	21452 Wire, black connecting, 100' Reel
21346 Wheels, cardboard 3 Sizes, 40 each	21458 Linx jointer, 2
21350 Spacers, plastic, pack 100	21464 Clothes pins, pack 50
21360 Triangles, cardboard, gold, pack 300	21468 Springs, pack 100
21362 Triangles, cardboard, green, pack 100	21510 Piston, 35cc, pack 5
21364 Triangles, cardboard, white, pack 100	21511 Piston, 60cc
21382 Glue, 4 oz bottle, 6	21512 Clear plastic tubing
21388 Grid/graph paper, 11 x17, pack 25	21518 Popsicle sticks, pack 150
21401 Propulsion bands, assorted	21522 Bulb holders, Batten, pack 10
21404 Junior hacksaw, 3	21524 Bulbs, Mes round, 2.5V, pack 10
21407 Reamer	21529 Slide Switches, On-Off-Rev, pack 5
21408 Metal safety rule, 2	21542 T-Bush, pack 20
21412 Wire stripper	21547 Cams, assorted, pack 10
21514 Matchsticks, Headless, Pack 2,000	21552 Gears, assorted, pack 12
21416 Battery Snaps (for #21414), pack 10	21554 LED- 2 each, red, green, yellow
21417 Ring magnet, 19 x 6mm, pack 10	21631 Low temperature glue gun
21418 Motor, DC 3-6 V, 10	21636 Sanding block
21422 Pulley, Fits All Motors, pack 10	21638 Small Phillips screwdriver
21424 Clip & screw (for #21418), pack 10	21623 Glue sticks, pack 30
21426 Clip/ self adhesive base, pack 10	21646 Paper fasteners & washers, pack 100
21428 Piston, 12cc, pack 10	21660 Push button switch, pack 5
21432 Cotton reels, pack 25	21669 Bench hook with miter box, 2
21434 Pipe insulation (Fits #21432), 50cm	21681 Balloons, round, balloons, long
21436 Buzzer, (3-6v operation), 3	21683 Craft sticks, Jumbo, pack 75
21440 Propulsion band, rubber, pack 10	21414-2 Battery Holder (for 2-AA), 10
21444 Crocodile clips/leads, pack 10	21414-4 Battery Holder, (for 4-AA), 10



2130

Challenger Kit, Hardware

Our class pack of tools and fixture is enough for 30 students and should last for years, to boot! **Includes:**

- Set of LINX® cards; hand drills and bits
- Sawing fixtures, dovetail saws, 4 each
- Drilling fixtures; gear assembly fixtures, 2 each
- Assembly boards, 12
- Miter boxes, 3: 45° (2), 30-60° (1)
- Glue pots & spatulas, 12 each

*Design & Build
with Linx®*



2135

Challenger Kit, Consumables

Build 50 to 60 models from simple machines to static structures. Use with 2130 or as a refill. Will last a full year or more. **Includes:**

- Wood sticks (1 x 1 x 40cm), 175; wood dowels (3/16 x 16"), 75
- Wood strips (1 x 0.4 x 40cm), 60; plastic spacers, 3; plastic tubing, 6 feet
- Wood wheels (3 sizes), 120; cardboard wheels (3 sizes), 180
- Cardboard triangles (3 sizes), 1500; glue, 16 oz.
- Sandpaper sheets, 4, 4; grid paper (11 x 17), 25





2110

Discovery Kit (Individual Kit)

Enough to build 8 to 10 models - for example, 8 to 10 rolling cars.

Includes:

- Set of LINX® cards
- Sawing fixture; gear assembly fixture
- Dovetail saw; drill fixture
- Hand Drill and Bit
- Assembly board
- Miter box, 45 degree
- Wood sticks (1 x 1 x 40cm), 25
- Wood Strips (1 x 0.4 x 40cm), 20
- Wood Dowels (3/16 x 16"), 25
- Wood Wheels (3 sizes), 30
- Cardboard Wheels (3 sizes), 60
- Cardboard Triangles (3 sizes), 500
- Plastic Spacers, 100
- Plastic Tubing, 3 feet
- Glue, 4 ounces; glue pot; spatula
- Sandpaper Sheet
- Sheets of Grid Paper (11 x 17"), 25



2125

Explorer Kit

This workstation for a group of students is ideal for a science club, after school program, or science-technology corner in a classroom. Enough to make 15 to 20 models (i.e. 15-20 land yachts).

Includes:

- Grid Paper (11 x 17"), 25
- Sawing Fixture
- Mitre Box, 45°
- Drilling Fixture
- Hand Drill and Bit
- Assembly boards
- Gear Assembly Fixture
- Plastic tubing, 3'
- Cardbd Triangle (3 sz), 500
- Plastic spacers, 100
- Glue pots & spatula, 4
- Glue, 8 ounce
- Sandpaper, 2 sheets
- Set of LINX® cards
- Wood Wheel (3 size), 60
- Dovetail Saws, 2
- Wood Dowel (3/16 x 16"), 50
- Wood Stick (1 x 1 x 40cm), 75
- Wood Strip (1 x 0.4 x 40cm), 40
- Cardboard Wheel (3 size), 120



Putting
Science First
since 1960



In our production department



21575

Pneumatics & Hydraulic Class Pack

Introduce students to pneumatics and hydraulics and how they can be used to lift and move structures. **Includes** instructions with class activities. **Contains:**

- Assorted pistons; piston mounting clips, 30 each
- Plastic Tubing, 50 feet
- Straight Connectors, 40
- T-Connectors, 20
- 3-Way Valves with Connectors, 10

Folio: Mechanisms 3




21573

Electricity Class Pack

Introduce students to electricity and electric circuits and their practical applications! Detailed guides. **Includes:**

- Motor mounts; pulleys, 15 each
- Motor Bushings, 20
- Connecting Wire, 200'
- Switches; bulb holders, 15 each
- Bulbs; battery holders, 30 each
- Battery Snaps, 20


Folio 9: Electrics



21610

Vehicle Engineering Kit

This kit, developed by former teacher Ed Lee, lets you construct a working balloon-powered vehicle from cardboard, paper straws, and dowels - simple materials that present abundant design challenges. We provide enough material to build 15 models and an extensive teachers manual with tips on classroom time requirements, standard connections, and science background.



21872

Motorized Worm Gear Drive Vehicle

Easy-build kits have all the necessary parts (Glue and batteries not included). Instructions on how to make a car 10 x 24cm.

21870

Wind Racer Kit

We offer a number of easy to build kits. These kits come with all the necessary parts to construct the model except glue and batteries as required for some vehicles. Detailed instructions included. Constructs a wind powered land yacht. *No photo available.*

Design & Build
with Linx®



21598

Propeller Driven Vehicle

A fun, kit! All you need are glue and (for some models) batteries. **Includes** all materials plus detailed instructions for one electric vehicle and one rubber band drive vehicle.

**2127****LINX® Tool Kit**

Our sturdy, lockable, wooden carrying case holds enough real sawing and drilling tools to equip two class work stations. **Includes:**

- Junior hacksaws, 2
- Plexiglass guides, 2
- Replacement saw blades, 10
- Jax Joiner for 3-D construction
- Sanding Block
- Lynx Joiners, 8
- Hand Drill & Bits, 2; light vises, 2
- Round File


Putting
Science First
since 1960

*Design & Build
with Linx®*

**180110****Kinetic Contraptions Kit**

This is a great introduction to the intricacies of kinetics. It includes everything, aside from tools, necessary to build these 12 contraptions:

- Three-wheeler
- Two-wheeler (remote control)
- Airboat; motorboat
- Plane-on-a-Stick; flying caterpillar
- Spinning Surprise Tree
- Hopper; tornado; wave machine
- Solenoid and Electromagnet
- Motor = Generator = Meter

**21219****LINX® Tech Cards**

This features double sided cards in both Spanish and English that clearly show how to use the LINX® materials. There are cards with construction tips, cards showing how to build powered vehicles, cards that take you through the construction of wind powered vehicles, cards that describe the design process & much more!

21673 Teacher Resource & Workcards**21674 Checkcard (Pack 50 sheets)****Checkcard Teacher Resource Book & Workcards**

Construct models quickly and accurately. Our grid-printed, thick paper stock is 23-1/4 x 16 3/8" (594 x 420mm) in five bright colors. The 22-page Teacher Booklet discusses tools and techniques. Sixteen cards in four sections: structures, packaging, levers, and linkages, and pop-ups, along with interesting design challenges. Developed in England by Peter Sellwood



LINX®



Wood Wheels

21330

Small Wood Wheels (Pack 20)
3/16" thick, 7/32" center hole,
1-1/4" diameter

21334

Large Wood Wheels (Pack 20)
3/16" thick, 7/32" center hole,
2-3/4" diameter

21336

Assorted Wood Wheels (Pack 60)
Three size wheels, 20 of each,
3/16" thick, 7/32" center hole.



21348

Special Cardboard Disk


Our special "Hanover" disks fits
the end of toilet paper rolls to make
wheels of varying thickness. 41.2
mm in diameter, 0.6mm thickness.



21619

Plastic Wheels (Pack 40)

20 each - 4 & 5cm diameter
Two sizes. Will take 4mm axle.
Drill to take 3/16" dowel



21423

Axles (Pack 10)

Metal axles, 150mm x 4mm
(6" x 5/32").



21432

Plastic Reels

Plastic reels for use as wheels or
pulleys. Will take a 3/16 dowel by
inserting a spacer. Can also be used
as spools.



21434

Pipe Fitting

Fits over Cotton Reels (21432) to
make high traction wheels. Comes in
50cm (about 20") lengths, cut to size.



21641

Axle Clip (Pack 10)


This is a good way to attach an
axle or shaft to a wood structure.
Clip holds 3/16" dowel and allows
it to turn freely.



21468

Springs (Pack 100)

100 small metal springs assorted
lengths & diameters.



Cardboard Wheels

21340

Small Wheels (Pack 100)
1-1/2" diameter, 0.6mm thick

21342

Large Wheels (Pack 100)
2-1/2" diameter, 0.6mm thick

21346

Assorted Wheels (Pack 60)
20 each, three different sizes.



**21429****T - Connectors (Pack 10)**

To make a three way connection with 1.8" I.D. plastic tubing.

**21350****Plastic Spacers (Pack 100)**

Plastic tubing 3/8" long, 3/16" ID



21370

21512**Clear Plastic Tubing, 10'**


1/8" I.D. x 10' long. For connecting pistons (syringes) and control valves.

21513**Clear Plastic Tubing, 40'**

1/8" I.D. x 40' long. For connecting pistons (syringes) and control valves.

21370**Plastic Tubing, 3'**

3' length, 3/16" ID, 5/16" OD

**21362****Triangles, Green (Pack 100)**


Large cardboard triangle, green, for 3-D work.

21360**Triangles, Gold (Pack 300)**


Small cardboard triangle, gold, for 2-D work.

**21431****3-Way Valve With Connector**

Controls flow of air or water.

**21364****Triangles, White (Pack 100)**

White axle triangle, cardboard

**21365****Holes, Reinforcing (Pack 200)**


For Axle Triangles
Reinforces hole in axle triangle when opening wears down.

**21427****Straight Connectors (Pack 10)**

To connect two pieces of 1/8" I.D. plastic tubing. For use with projects using pneumatics and hydraulics.

BRANDS


LINX®



21692

Propeller Blades (Pack 5)

Propeller with two blades, each 3" long



21592

Propeller, Boat (Pack 5)

Boat propeller with 3 blades, each 1 3/16" (3cm) diameter



21437

Propeller, Hook & Eyelets

Propeller with 3 blades, each 2.5" diameter. Includes 2 hooks & eyelets for rubber bands.

*Design & Build
with Linx®*



21682

Balloons, Long (Pack 50)

Propel vehicles or lift loads.



21681


Balloons, Round (Pack 50)



21675

Balloon Pump

Hygienic way to inflate balloons.



21661

Wire, Red (100' Reel)

Solid single strand connecting wire.



21662

Wire, Black (100' Reel)

Solid single strand connecting.

21450

Wire, Multistrand (100' Reel)


Multistrand red connecting wire.

21452

Wire, Multistrand (100' Reel)

Multistrand black connecting wire.

*E-mail Justin Pascoe:
justin.pascoe@sciencefirst.com*



21466

Rubber Washers (Pack 20)

Can be used as spacers since they are a snug fit on a 3/16" dowel.



21440

Rubber Propulsion Band (Pack 10)

Use with pulleys & propellers.



21532

Open Eye Screw, Small (100)

For linking devices together and hooking propulsion bands.

**21570****Corrugated Plastic Sheet (10)**

Lightweight, bright, waterproof and buoyant. Use with wheels, pulleys & dowels. Cut with scissors or knife and join with tape or fasteners. 4mm thick sheets, 1' x 2', assorted colors.

**21518****Popsicle Sticks (Pack 150)**


Flat wood sticks for strengthening cardboard disks and for making linkages. 4.5" in length

**21320****Dowels (Pack 25)**


Hardwood 3/16" x 16". 25 dowels per bundle

**21683****Jumbo Craft Sticks (Pack 75)**

6" long, 3/4" wide, 75 per pack.

**21301****Thick Wood Sticks (Bundle 25)**

Basswood 1cm x 1cm x 40cm (15 3/4") 25 sticks per bundle.

**21669****Bench Hook & Mitre Box**

With 45° & 90° mitre boxes at both ends.

**21501****Jax Joiner, Single**

An aid in assembling and gluing 1 cm width wood sticks in 2-D and 3-D at 30, 45, 60 and 90°

**Thin Wood Strips****21310****Short Wood Strips (Pack 20)**

Basswood 1 x 0.4 x 40cm (15-3/4")

21658**Long Wood Strips (Pack 20)**

Basswood 1 x 0.4 x 61cm (24")

**21402****Bench Hook (Pack 4)**

Saw small pieces of wood.

**21458****Lynx Joiner**

Very well designed and easy to use device for helping join two pieces of wood and a cardboard triangle at right angles. Accommodates wood sticks 1 cm in width.

**21514****Headless Matchsticks (2,000)**

For model building.

BRANDS

LINX®



21550

Beveled Gears (Pack 10)

Change a shaft's rotation direction.



21551

Gear Rack

Linear, toothed bars used in rack and pinion systems. The gear rotates to drive the rack's linear motion. Gear racks provide more feedback than other steering mechanisms.



21553

Worm Gear (Pack 10)

Use with bevel/ spur gears or for large gear reductions. Reduce 4mm center to 2 to accept a small motor (with T-bushing, below). Center can also be drilled to accept a 3/16" dowel.

*Design & Build
with Linx®*



21544

Gears, 15 Tooth (Pack 10)



21546

Gears, 30 Tooth (Pack 10)



21548


Gears, 45 Tooth (Pack 10)



21445

Simple Gear Box

Fits the shaft of DC motor #21418 and drives a spur gear on a 4mm shaft. Reduces motor speed by a factor of 40. (Motor not included).



21552

Assorted Gears (Pack 12)

Contains:

- Gear Rack, 2 each
- Bevel Gear, 2 each
- 45 Tooth Gear, 2 each
- 30 Tooth Gear, 2 each
- 15 Tooth Gear, 2 each
- Worm Gear, 2 each

*Design & Build
with Linx®*



21566

Small Plastic Pulley (Pack 10)

Center takes Motor-T-Bushing. Drill out for 3/16" dowel. 20mm wheels.



21567

Medium Plastic Pulley (Pack 10)

Center takes Motor-T-Bushing. Drill out for 3/16" dowel. 30mm wheels.



21568

Large Plastic Pulley (Pack 10)


Center takes Motor-T-Bushing. Drill out for 3/16" dowel. 40mm wheels.



21571

Extra Large Plastic Pulley (Pack 10)

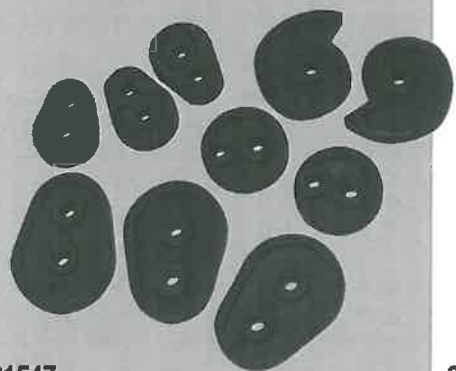
Center takes Motor-T-Bushing. Drill out for 3/16" dowel. 60mm wheels.



21448

Assorted Plastic Pulley (Pack 16)

Center takes Motor-T-Bushing. Can be drilled out for 3/16" drill dowel.



21547

Cams (Pack 10)

Assortment of four different cam profiles with 4mm bore, used to convert circular motion to reciprocating (up and down or back and forth) motion.



21545

Cams, Gears & Pulleys (oh, my!) Class Set

Introduce the use of cams, gears, and pulleys in solving design challenges. All have 4mm diameter centers which can be enlarged with a 3/16 drill bit. Add Bushing #21542 to accept shaft. With suggested projects. **Contains:**

- Cams, gears, & pulleys, 40 each
- Assorted wheels, 30
- Assorted Cardboard Discs, 60
- Rubber Bands

BRANDS

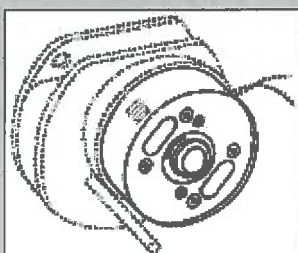
LINX®



21473

Solar Motor

Low torque, requires ~ 200ma to operate, for use with solar panels.



21686

Solar Motor & Gear Box


Increased torque through gear box reduction (max ratio 27:1). Power models with solar energy.



21469

Solar Cell, 1000ma

95mm x 65mm, 1000ma



21470

Solar Cell, 400 ma

75mm x 45mm, 400ma



21684

Motor, Dc 1.5v-4.5v

Medium motor.



21418

Motor, DC 3.0v-6.0v

High Torque



21471

Motor, DC 1.5v-3v

The heart of any design! Use any 1.5V cell (or 2 in series for 3V) to power this low-cost prime mover! Styles may vary.



32920

Sensitive Motor (Low Torque)


Start and run solar cells. **Includes:** pulley on shaft, cardboard wheel, short tubing to use as a connector.



21444

Crocodile Clips & Leads (10)

Ready made leads in easy-to-track assorted colors.



21416

Battery Snaps (Pack 10)


For connecting battery holders to motors, bulbs, etc.



21542

T-bushing (Pack 20)

Center hole fits shaft of small DC Motor; bushing fits gears & pulleys.




21422

Motor Pulley (Pack 10)

Fits #21418. Push fits onto all DC motor shafts; holds drive band in place.

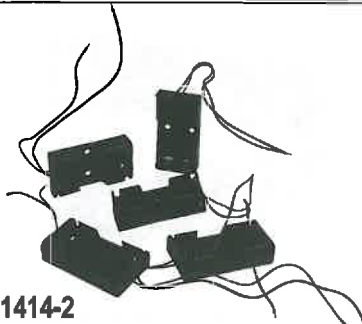


**21414-1****Battery Holder (Pack 5)**

One "AA" battery (1.5V),
wire connectors

**21414-4****Battery Holder**

Four "AA" battery (6V), uses
battery snaps.

**21414-2****Battery Holder (Pack 5)**

Two "AA" batteries, (3V), uses
battery snaps.

**615-4001****Battery Holder**


with 2 Leads
Two "AA" battery holder (3V)
with black & red leads

**21349****Flashing Bulbs (Pack 10)**

Flashing Bulbs, Mes Flash 2.5v

**21524****Round MES Bulbs (Pack 10)**


Mes Round, 2.5v

**21538****Connector Strip (12)**

12 in a strip, cut off as required. For
joining wire and components.

**21521****Economy Bulb Holder (10)**

MES holder with tabs.

**21522****Batten Bulb Holders (10)**

Screwdriver needed to make
connections.

**21520****MES Clip Bulb Holder (10)**


Takes Mes Bulbs. MES plastic clip-on
type, slides onto popsicle stick.

LED, Flashing Bulbs


5mm, built in IC produces continuous
flashing, no resistor required. Uses
4.7 - 12V, long leg connects to plus,
short leg to minus

**21554****LED, Flashing Red****21556****LED, Flashing Green****21558****LED, Flashing Yellow**

*Design & Build
with Linx[®]*



21436
Small Buzzer
Operates in 3-6V range.



21424
Clip With Screw (Pack 10)
To Fit #21418. Plastic clip with wood screw fits all DC motors.



21426
Plastic Clip
Holds #21684 and #21418 DC motors; self adhesive base for wood or cardboard.




Piston
For projects using hydraulics (water) & pneumatics (air)

21428
12cc Piston (Pack 10)

21510
35cc Piston (Pack 5)

21663
20cc Piston (Pack 10)

21511
60cc Piston



21430
Syringe Mounting Clip (Pack 10)
For mounting 12cc syringes.

Putting
Science First
since 1960

*Design & Build
with Linx®*



21446
Reed Switch (Pack 10)
Reed switch alone.

21447
Reed Switch & Magnet (Pack 10)
Includes small magnet for closing the circuit.



21660
Push Button Switch (Pack 5)
On/off momentary type.



21528
Large Toggle Switch



21526
Slide Switch, On/ off (Pack 5)
Small slide switch, on/off.


21529
Slide Switch, On/ off/ reverse (Pack 5)
Small slide switch, on/off/reverse.

**21201****Sawing Fixture**

For safe, accurate sawing. Can be reversed for left handers. Centimeter measuring scale. Saw guide prevents saw from cutting through fixture base

**21202****Drilling Fixture**

For safe, accurate drilling with hand drill. Prevents drill from going through base of fixture. For sizes: 1/8", 3/16" & 1/4".

**21205****Mitre Box (45°)**


For fixture above. Allows easy sawing of 45°.

**21205A****Mitre Box (30-60°)**


For fixture above. For sawing at 30 & 60°

**21203****Assembly Board**


Just what you need for accurate right angle placement of wood prior to gluing. Easy to clean surface. Includes glue pot recess.

**21390****Foam Board**


Rigid foam cuts with a craft knife. Great for model building. Draw right on the paper! 3/16 x 10 x 15"

**21627****Cutting Board**

12" x 12" x 1/4" masonite.

**21517****Small Cutting Mat**

Self healing, semi hard mat surface, eye-ease green, both sides can be used. 21 x 30cm

**21388****Grid/ Graph Paper**

Cm squared grid/graph paper for designing models. Lay sticks right on the grid!

**21477****Art Straws**

Calling students of all ages! What can you make with these? 41cm (16") straws 4mm & 6mm in diameter. Easy to cut, bend, & attach. 2 project booklets.

21516**Large Cutting Mat**

Self healing, semi hard mat surface, eye-ease green, 1cm squares printed on one side. 30 x 42cm.

BRANDS

LINX®

21451

Round File

4.5" with wooden handle.



21216

Acrylic Saw & Drilling Guide

Acrylic sawing and drilling guide, allows 90 and 45° cuts, accommodates wood sticks 1 cm, 3/16 inch drill. For use with a vise (#21639).

21206

Reversible Back Saw

10" long, with 13 teeth per inch.



21404

Junior Hacksaw

With easy change blade facility, blade included.

21405

Junior Hacksaw Blades (Pack 10)

Replacement blades for #21404.



21412

Wire Stripper

Use this for removing plastic sleeves from connecting wire, cutting spacers from plastic tubing, and cutting wire.



21635

Pliers

5" pliers with wire cutter, spring jaws, excellent for use on electricity projects.



21640

Wire Cutters


Small, sturdy, 4" handle. With lock nut.



21631

Low Temperature Glue Gun

This handy, compact gun operates at a lower temperature than others and has an integral molded stand and rubber shroud on the nozzle for safety. Takes round glue sticks (#21631). Children must be supervised.



21623

Round Glue Sticks (Pack 30)

Low temperature.



21679

Glue Gun Stand

Our wood stand safely holds glue gun #21631.

21208

Glue Pot & Spatula (Pack 12)

Closed canister. Fits the assembly board. Plastic glue spatula has flexible tip for easy glue application.



21382

Glue (4 ounce)

PVA glue, non-toxic, water soluble, fast drying.




**21463****Hole & Eyelet Punch**


Heavy duty! Eight tools in one. Punches 1/8" and 3/16" holes; sets eyelets & snaps. Penetrates almost any material- wood, paper, plastic. Make links with craft sticks (#21518 and #21683)

**21326****Sand Paper (Pack 2)**


9 x 11", 100-grit

**21636****Sanding Block**


Foam block, 4" x 3" x 1", great for small hands.

**21639****Vise**

Small, lightweight. 50mm (2") opening. 30mm clamp opening (1 1/4").

**21207****Hand Drill & Bit**

For use with drill stand. Includes 3/16" drill bit

**21629****Drill Stand With Drill**

Easy, safe & accurate drilling! Place work on the printed grid and clamp. Set drill depth with adjustable stop. Includes: attached drill, 3 bits - 3mm, 4mm, 5mm

**21677****Metal C-clamp**

Durable, heavy-duty clamp. 3" throat, for attaching fixtures or materials to a table top.

**21472****Paper Drill & Cutters**

This tool allows you to make holes in cardboard or corrugated plastic where a punch does not reach. Comes with 3, 4, and 6mm drill bits.


**21474****Six Hole Punch**

Punch holes in plastic sheeting and card stock. Revolving head holds six punches with dia. 2, 2.5, 2.8, 3.2, 4.0, and 4.8mm.

**21407****Reamer**

Hand tool for enlarging 3/16" holes to give a running fit to a 3/16" dowel.


Staco®



B107

DNA Model


Revolutionary! Everything needed to build two DNA molecules using nucleic acid bases C cytosine, A adenine, G guanine, and T thymine. Color-coded, molded plastic base form purine-purine and pyrimidine-pyrimidine pairing. Twelve pairs of bases snap onto a supporting rod; two stretchable phosphate backbone strands join the ends. **Includes:** 48 bases; 4 strands; 2 rods; pedestals; sturdy storage box; illustrated instructions; key cards. 17-1/2 x 3 x 7" (44 x 19 x 19cm). 3kg. 7-3/4 lbs.



B118

RNA Protein Synthesis

Shows the full spectrum of RNA-Protein Synthesis in 6 brilliant colors. **Includes:** 12 each, injection molded acetate-butyrate plastic DNA bases, messenger RNA bases, transfer RNA bases; 4 amino acids, and 6 molded rubber strands representing the phosphate backbone. Also **includes** wood mounting frame, custom fitted case, instructions. 24 x 20 x 7". 61x51 x18cm. 5.4kg



B103

Animal Mitosis Model (Set of 8)

Our sequential models graphically illustrate the division of chromosomes and mitotic apparatus. Organelles and cell inclusions are embedded in strong, crystal-clear plastic globes containing: nucleus, nucleolus, double thread chromosomes (in different colors), centrioles, centromeres (kinetochores), aster, and spindle fibers. With key cards. **Models 1 - 6:** 5 1/4 x 3-1/4 x 3-1/4" (9.8cm dia, 13cm high). **Models 7 & 8:** 6 x 3-1/4 x 5-1/4" (13x15x8cm.) **Complete set:** 11 lbs (5.8 kg)

Staco®

Exquisitely crafted large-scale plastic models showing accurate biological details in vivid color!



Putting
Science First
since 1960

**B140****Animal Cell Plaque**

Large relief model shows every known organelle and two important cells. Heavy plastic vacuum-formed mold shows 20 structures identified by key cards. 18 x 24". 46 x 61cm. 1.2kg.

**B142****Plant Cell Meiosis Plaque**


This large relief model shows every known organelle and two important cells. Heavy plastic vacuum-formed sheets are molded to form 23 structures which are identified by accompanying key cards. 18 x 24". 46 x 61cm. 1.2kg.

**638-3251****Animal Cell Model**

Hugely enlarged (20,000 times), this model shows the typical animal cell structure and all cellular organs. 43 x 30 x 10cm.

**638-3250****Plant Cell Model**

Hugely enlarged (20,000 times), this model shows typical plant cell structure with all types of organelle. 42 x 30 x 8cm.

**B102****Animal Cell Model**

This detailed model depicts 21 different organelles and cell inclusions. Translucent, fiberglass-reinforced plastic looks like living matter. Durable, colorfast plastic molded parts. **Includes:** rough and smooth endoplasmic reticulum, mitochondria, ribosomes, Golgi apparatus, centrioles, nucleus, nucleolus. A tangential cut shows endoplasmic reticulum, mitochondria, & vacuoles in 3 dimensions. Key cards included. 16.5 x 10.75 x 8.5" (42 x 27 x 22cm) 2kg

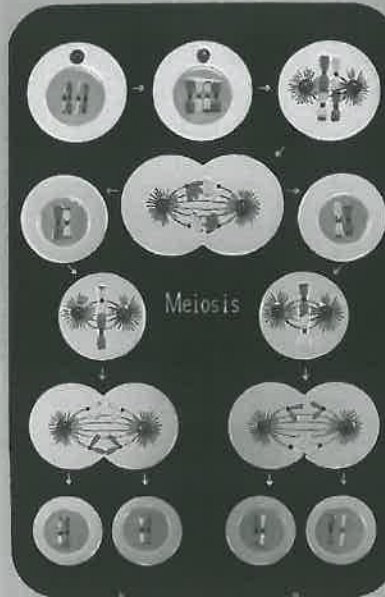
**B105****Plant Cell Model**

This detailed model depicts 25 different organelles and cell inclusions. Translucent, fiberglass-reinforced plastic looks like living matter. Molded plastic parts are durable and colorfast. Shows all known organelles and inclusions including: endoplasmic reticulum, cross-sectioned chloroplast with distinct grana and grana discs, large central vacuole, mitochondria, and ribosomes. The cell wall is clearly divided into several layers: middle lamella, primary wall, three secondary walls, warty tertiary wall, and plasma membrane. With key cards. 16x 11-1/2 x 8". 41 x 29 x 20cm.

Staco®

**B104****Human Blood Cells (Set 6)**

A set of 6 models representing the erythrocyte, lymphocyte, monocyte, eosinophil, basophil, and neutrophil blood cells. The models are colored after the Wright stain and enlarged 20,000X, maintaining scale. The sizes vary between 9 to 14-1/2" in height, and between 5-5/8 to 11-1/4" in width and from 1-1/4 to 8" in depth. Sizes: 23 x 14 x 3 to 37 x 29 x 20cm. 9.8kg set.

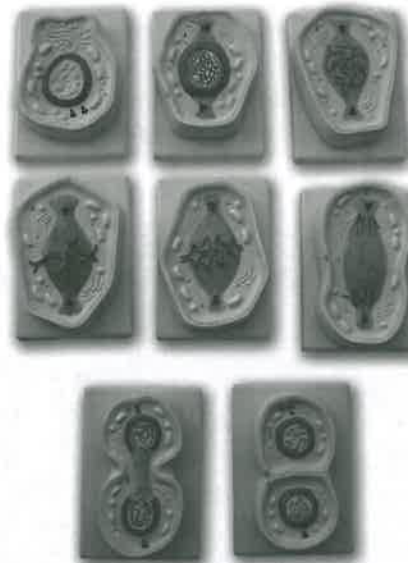
**B139****Animal Mitosis Plaque**

This detailed plaque shows each stage of animal mitosis. Translucent cells in upright, opaque frames are dramatic in front of a light source (can also be front lit). Includes colored and black & white key cards (labeled & unlabeled).

60 x 25cm. 2kg

**B100****Motor Neuron Model**

Lifelike model shows 22 organelles and inclusions. Mounted upright on an easel-type wood base. Clearly depicts cell body, dendrites, axon, Golgi bodies, nucleus, nucleolus, Schwann cell, Nissl bodies, node of Ranvier, myelin sheath, and motor plate endings embedded in striated muscle. Key cards. 28-1/2 x 19 x 10-1/2". 72 x 48 x 27 cm. 3.6kg


**638-3320****Cell Division Model**

The eight parts of this model depict cell mitosis and shows how a cell typically reproduces and how DNA and RNA work together to duplicate the DNA strand. Each are mounted on base. 18 x 18 x 3cm.


**B115****Bacteriophage Model (Set 8)**

This set of 8 crystal clear models depicts the destruction of a bacterium by a caliphage T2 virus in eight phases (described below) The bacterium is a generous 4 x 2-1/2 x 2-1/2" (10 x 6 x 6cm) with overall dimensions of the model 5 x 3-1.3" (13 x 9 x 6cm) (Model 8 is 8 x 6-1/2 x 3 1/2" [20 x 17 x 9cm]). Key cards included. Weight, complete set: 10 lbs. (5.4 kg) Base in black.



**B160****Prokaryotic Cell Model**


Our unique depiction shows external cellular structures enlarged 280,000X. Partial cut reveals: pili, flagella, chromosomal DNA, inclusion body, plasmids, ribosomes, cell envelope & plasma membrane. Removes from the stand. Includes key cards. 22 x 6 1/2". 56 x 17 x 17cm. 2.6kg

**B147****Euglena Model**

Shows all main structures and features visible in living and stained preparations. Made of translucent fiberglass. Includes flagellum, stigma, blepharoplast, contractile vacuole, chloroplast, pyrenoid, rhizoplast, nucleus, & endosome. Key cards. 7 x 19-1/2". 44 x 15 x 15cm. 2.4kg



Putting
Science First
since 1960

**B136****Amoeba Model**

A translucent model showing the main structures and movement of this important protozoan. Shows the nucleus, food vacuoles containing diatoms and bacteria, contractile vacuole, fat droplet, and granular and clear zones of cytoplasm. The position of pseudopods indicates the amoeba's movement. Key cards. 16-1/2 x 10 x 8". 42 x 25 x 20cm. 2.2kg

**B117****Mitochondrion Model**

Observe the "Mighty Mito" - powerhouse organelle! 3-micron unit is enlarged 190,000 times. Shows two wall cell membranes, cristae, subunits (elementary particles), matrix, & granules. Includes: 1,000,000X cross section through the membrane and subunits on the base in molded relief & simplified schematic of the citric acid cycle (Krebs cycle). With key cards. 23 x 11 x 8" (58 x 28 x 20cm). 7 lbs. (4kg)

STARLAB®

**STARLAB® Planetarium**

The STARLAB® portable planetarium has created memories since 1977. Every student will treasure their experience inside our inflatable dome, watching the night sky unfold above them. It is the complete cross-curriculum teaching resource - from primary school art to AP Science. It can be operated by a single teacher, set up in a few minutes and fits inside two small cases and a duffel bag.

The 16 x 11-foot dome, carefully constructed with special opaque fabric, is the perfect foil for the projections emanating from our wide array of cylinders (see next page). The Standard Dome accommodates a class of 25-35 students. Enter through the attached entry tube or accommodate a wheelchair by lifting an edge.

Included is our LED projector and case, blower and case; starfield cylinder; planet projector; moon set; training video; and curriculum guides.



follow us on facebook

www.facebook.com/StarLabUniverse

**400-2000**

(included with STARLAB® - also available separately)

LED Projector (Included with STARLAB®)

Introducing the latest innovation to our world-famous STARLAB® using the latest technology: LEDs. Instead of filaments or tiny balls of plasma, LED's produce light by exciting a silicon chip. This means that there are no filaments to burn out and no excessive heat damage to lamps! The main lamp now lasts thousands of hours (instead of hundreds). Need a new lamp? Our ready-made assembly installs in less time than it takes to change a bulb. Light output is comparable to that of the FiberArc with the simplicity of the standard. With no fiber optic line or complex parts, there are fewer components to fail. Afraid these new features won't work with what you have? Our LED projector uses the same chassis as our FiberArc, which makes cylinders and other parts interchangeable.

Classic STARLAB® System includes:

- Standard 5 meter Dome 5 or Giant 7 meter Dome
- Dome duffel bag
- Projector - introducing our new LED projector
- Projector travel case, which holds 2 cylinders
- Starfield cylinder - Northern or Southern Hemisphere
- Blower and travel case
- Planet projector (set of 5 planets)
- Moon set
- Tours of the Night Sky, CD and tapes
- Training video: set up, take down, use and standard operation of the STARLAB®

Basic STARLAB® System Package

400-1000 LED Projector/Standard Dome

400-1010 LED Projector/Giant Dome

Deluxe STARLAB® System Package

400-1100 LED Projector/Standard Dome

400-1110 LED Projector/Giant Dome

Super STARLAB® System Package

400-1200 LED/Standard Dome

400-1210 LED/Giant Dome

Ultra STARLAB® System Package

400-1300 LED Projector/Standard Dome

400-1310 LED Projector/Giant Dome

Also included:

	Basic	Deluxe	Super	Ultra
Cylinders — in addition to Starfield	1	5	9	13
Cylinder (4) Travel Case	0	1	2	3
LED Arrow Pointer	1	3	3	3

Multi-part cylinders also available, see cylinder list on next page

Upgrade your starfield cylinder to multi-lens also available

With Standard Projector Only:

Replacement Projector Lamp Bulb	1	12	15	15
Replacement Side Lamp Bulb	2	4	4	4



***WARNING:** These teaching aids are not toys. Products are not for children under 13. Products may contain lead or choking hazards such as small parts, small balls, marbles, and balloons. Adult supervision is required.

STARLAB® Cylinders

Each cylinder is impeccably hand-crafted and painted to depict colorful illustrations which project upon the inner walls of the dome. The Inuit cylinder, for example, shows 7 small bones from the breastbone of the Ringed Seal (around Pleiades) and 3 bear hunters running towards Aldebaran with kamiks (Orion's belt). We include a wide array of cylinders to enhance any presentation. Up to 14 are included with your STARLAB® system.

E-mail Summer Price:
StarLab@StarLab.com


www.starlab.com



400-3336

Geologic Time Cylinder

Show an abridged history of the planet around the STARLAB® dome. Notable life forms and events from Precambrian, Paleozoic, Mesozoic and Cenozoic eras are graphically represented. Each period is drawn to relative scale to show what a tiny slice of time humans occupy. A novel way to show the passage of time on our planet.

**More STARLAB® Cylinders**


- 400-3321 Starfield (Select N or S hemisphere)
- 400-3322 Constellations (Select N or S hemisphere)
- 400-3324 Urban Starfield (Select N or S hemisphere)
- 400-3326 Celestial Coordinates (Select N or S hemisphere)
- 400-3327 Deep Sky Objects (Select N or S hemisphere)
- 400-3328 Solar System and Galaxy
- 400-3329 Lewis and Clark Celestial Navigation
- 400-3330 Civil War Sky
- 400-3333 Earth (Select N or S hemisphere)
- 400-3334 Plate Tectonics (Select N or S hemisphere)
- 400-3363 Polynesian Voyaging (Select N or S hemisphere)
- 400-3367 Transparent Cylinder, 4 pens
- 400-3335 Geocentric Earth
- 400-3336 Geologic Time
- 400-3337 Ocean Currents
- 400-3352 Greek Mythology

- 400-3353 Ancient Egyptian Culture
- 400-3354 Native American Mythology
- 400-3355 Hindu Mythology
- 400-3356 Ancient Chinese Seasons
- 400-3357 Ancient Chinese Legends
- 400-3358 Lapp (Sami) Mythology
- 400-3359 African Mythology
- 400-3360 Maya Skies
- 400-3361 Navajo Skies
- 400-3362 Radio Sky
- 400-3364 Inuit Star Lore
- 400-3365 Biological Cell
- 400-3368 Bird Migration
- 400-3369 Moon
- 400-3338 Weather

**400-5541
LED Pointer**

Don't use a laser which could cause eye damage or induce headaches. Instead, use this nifty LED arrow pointer. Light from a bright red LED is focused through a lens and is passed through a filter, giving it a 'V' shaped right hand arrow. Point out specific stars and constellations!

www.starlab.com






Digital STARLAB® System

This all-in-one, state-of-the-art digital projection system is created especially for use in portable and small fixed domes. It features best-in-class contrast and resolution for a truly breathtaking and realistic sky.

Our compact, user-friendly system produces high quality starfield images covering a full 180° x 360° on the dome. We include a laptop interface powered by impressive Starry Night Small Dome™ software. Create your own presentations, choose from pre-loaded content, or use pre-scripted, national standards-based lessons and curriculum modules.



Digital STARLAB® includes:

- Best-in-class, 1200 pixel resolution, digital light processing (DLP) projector
- Starry Night™ Small Dome software
- Custom fisheye lens projects small, bright, accurate stars at a full 180°
- Standards based curriculum
- Also projects images and movies
- Up to 4 hours of online training
- Lifetime customer service
- Available in PC or Macintosh



Our exclusive, custom fish-eye lens gives an accurate image all the way to the horizon!

E-mail Summer Price:
StarLab@StarLab.com

NEW!

Starry Night Small Dome®
Version 7 included in all new purchases of
STARLAB®

Have Starry Night Small Dome® v6?
Upgrade available, call now!

Why are STARLABS® superior?

- **History.** Did you know we invented the portable planetarium? Stands to reason there isn't much we don't know about them.
- **Easy to use.** Classic STARLAB® is simple enough for elementary students. Our digital version can be operated by anyone with basic computer skills.
- **User base.** There are more STARLABS® in use than any other portable unit.
- **Value.** STARLAB® is about giving you the most for your money. Per student, a STARLAB® is cheaper over time than field trips or star parties. Why travel when you can have your own STARLAB® at your location?
- **Ambassadors.** Need advice? Need a visit to your group? Contact us!

Digital Dome Options

(when purchased with a projection package)
STARLAB® domes made to our design

5 Meter
6 Meter
7 meter

Visit our STARLAB® facebook
page to keep up with the stars!



www.facebook.com/StarLabUniverse

Photo of image inside STARLAB®



***WARNING:** These teaching aids are not toys. Products are not for children under 13. Products may contain lead or choking hazards such as small parts, small balls, marbles, and balloons. Adult supervision is required.

Is STARLAB® right for you?

We know the STARLAB® is a high-ticket item. We know you need to discuss a potential purchase with your staff and colleagues. We know how challenging it can be to find the funds for just about anything, these days. However, we at STARLAB® can make the whole process a little easier.

- **Need help with funding?** We can point you in the right direction.
- **Need to see it to believe it?** Download an exciting video from our website.
- **Pinching pennies?** Check out our promotions and trade-ins, which can make a world of difference when it comes to affordability.
- **You're sold, but need to sell others?** Visit our website for a video or power point presentation about Digital and Classic STARLABS®.
- **Afraid of Starry Night™ Small dome?** Think you're not technical enough? We now offer a four-hour webinar for each new STARLAB® installation. You and your colleagues will learn straight from the horse's mouth - at no additional cost. The webinar is conducted by one of the creators of the Starry Night™ curriculum, an expert in the field, and a proven educator.

www.starlab.com

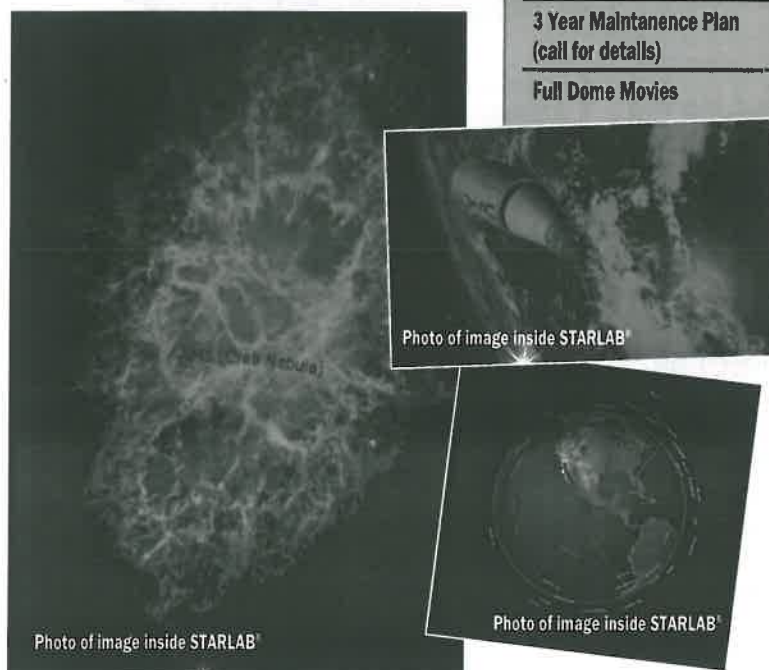
Package Contents	401-3300 Scout Space	401-3310 Scout Earth	401-3350 Scout Plus	401-4200 Saturn
1200 Pixel Projector	X	X		X
Custom Fish-eye Lens	X	X		X
Digital Case w/ Wheels and Handle (converts to stand)	X	X		X
Windows Laptop	X	X		
MacBook Pro Laptop			X	X
MacBook Pro Apple Care 3 Year Warranty			X	X
Starry Night Small Dome	X*			X
The Layered Earth Small Dome		X*		X
Basic Speaker	X	X		
Deluxe Speakers			X	
Elite Speakers				X
Projector Replacement Lamp			X	X
Digital Cylinder Bundle (5)			X	X
Starry Night High School (classroom software bundle)				X
The Layered Earth Geology (classroom software bundle)				X
Cables and Accessories	X	X		X
2 Hours Online Training	X	X		
4 Hours Online Training				X
3 Year Equipment Warranty	X	X		X
3 Year Maintenance Plan (call for details)				X
Full Dome Movies	X	X		X


*Add Starry Night® Small Dome 7 or The Layered Earth Small Dome to any Scout package - Call for pricing!

Digital STARLAB® ARES:

- Projector with outstanding 1600 pixel resolution
- Museum quality projection yet portable!
- Superior color, brightness, contrast
- Named after the planned cargo launch component of the NASA Constellation program for missions to Mars
- Three year warranty
- The finest portable planetarium in the world, bar none

Call for details!





- Mechanical engineer
- Industrial engineer
- Computer scientist
- Structural engineer
- Transport engineer
- Safety engineer

2033000 Kit
2033500 Refill

Thrillbuilders (for 10 students)

Many of the products and places you experience every day have moving parts. Did you know many of these machines were designed by Mechanical Engineers? This unit uses a fun, exciting place—an amusement park—as a basis for understanding simple machines and how they relate to things we use every day. The Thrill Builders program-in-a-box introduces boys and girls to simple machines. Build simple machines in the form of amusement park attractions. While doing this, you'll explore energy sources, mechanics, and design. And maybe you'll get the chance to meet real Mechanical Engineers. An additional engineer is introduced in each activity. Each kit is packaged to serve 10 students.

*For Grades 4 - 8
 Learn about the world
 around you*

techbridge

Each Kit offers:

- Materials for 10 students
- Educator's Guide
- Refills available separately
- Recommended for 4th- 8th grades

Science First® has now
 partnered with Techbridge to
 bring you Programs-in-a-Box!

Private labeling opportunities
 available for Techbridge!
 Contact us for more information

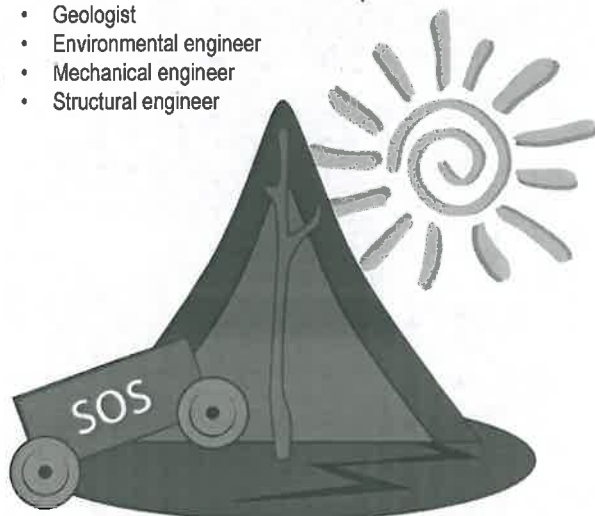
E-mail Justin Pascoe
justin.pascoe@sciencefirst.com

2031000 Kit
2031500 Refill

Engineers to the Rescue (for 10 students)

You're on a camping trip with your youth group at Yellowstone National Park. You've hiked, seen Old Faithful, and sung songs under the stars. You've also visited the Visitor's Center and met a park ranger. You learned that Yellowstone is situated on a bed of lava. Minor earthquakes are frequent. And tonight, although scientists didn't predict it, there was an earthquake which shook your tents for two minute! Unfortunately, this natural disaster has broken water pumps and disrupted generators in the park. To make matters worse, your cell phone battery is dead and you can't call for help. And worst of all: your animal-proof food box fell down a ravine! You're hungry! The good news is that your group is safe. And, wonder of wonders, you've got engineers as neighbors! The engineers have a lot of knowledge to offer as you rebuild your campground. As a team, you must develop a wind-powered crank to lift your food box, create a water filter to clean water for drinking, build a shelter to withstand any aftershocks, and design a car prototype that will make it over the terrain to deliver your message to potential rescuers. You've got common sense, science smarts, and a group of skilled engineers to help you. Each kit is packaged to serve 10 students.

- Chemical engineer
- Geologist
- Environmental engineer
- Mechanical engineer
- Structural engineer





2037000 Kit
2037500 Refill

Make It Green (for 10 students)

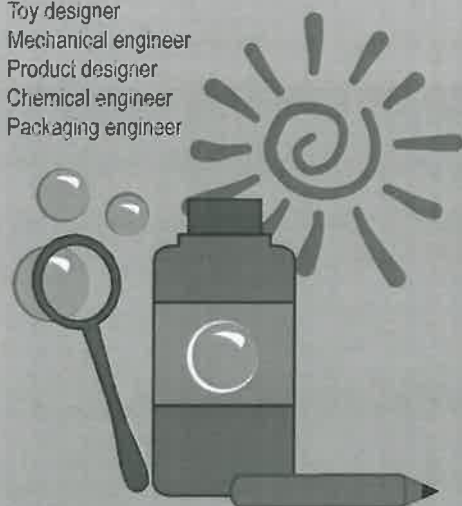
Construct a green studio from start to finish - from brainstorming an idea, to creating a floor plan, to building "green." Learn your energy usage and ways to change your habits to lessen their environmental impact. Each program-in-a-box has career components to help you to visualize a future in environmental engineering. For 10 students.

techbridge

Each Kit offers:

- Materials for 10 students
- Educators's Guide
- Refills available separately
- Recommended for 4th-8th grades

- Toy designer
- Mechanical engineer
- Product designer
- Chemical engineer
- Packaging engineer



2035000 Kit
2035500 Refill

Design Time (for 10 students)

Work through the engineering design process and get your creative juices flowing with four playful designs. Customize pencil bags and creating unique bubble wands and bubble solution. Work in teams to brainstorm, sketch designs and build prototypes of toys. Name your toys and plan how to market them. Using job descriptions from Techbridge career cards and the scientific method of inquiry, develop real life skills and greater confidence in your science, engineering and technology abilities. For 10 students.


E-mail Justin Pascoe:
justin.pascoe@sciencefirst.com




2039000 Kit (ships ground)
2039500 Refill (ships ground)

Power It Up (for 10 students)


Learn about electronics & circuitry through a hands-on investigations! Explore Snap Circuits™ and basic electronic components to build different kinds of circuits. Learn how to solder; make circuits that you can take home. Learn practical life skills and gain a better understanding of electrical energy. Contains batteries - must be shipped ground . For 10 students.

**653-3010****Trippensee® Planetarium**

Create the motions of the earth, sun and moon simultaneously using this Trippensee® planetarium. Move the arm to dramatically demonstrate these relationships. The light in the sun follows the revolving earth to show solar, lunar and annular eclipses; phases of the moon; seasonal changes; night, day and twilight. Complete instructions included. Height: 35.5cm. Arm length: 42cm. 220 volt available for export.

**653-3020 •****Motorized Trippensee® Planetarium**

Our finest planetarium! This impressive unit demonstrates the same motions as the classic 653-3010, above, using two control switches located in the heavy-duty base. A wire arm from the motor may be easily moved aside to permit demonstrations by hand. Separate switches operate the motor and the light in the sun. Complete, detailed instruction book included. 220 volt models are available for export. Height: 35.5cm. Arm length: 42cm. • Ships oversize.





653-3030 No light


653-3040 Lighted

Basic Planetarium

Here's an exciting model specifically for younger students. Shows basic relationships of rotation, revolution, night and day, seasons, phases of the moon, occurrence of tides, lunar and solar eclipses, location of the signs of the zodiac, and more! Each concept is shown by moving the arm or earth or moon by hand. Chain and gear drive maintains the north pointing axis of the earth. A light in the yellow plastic sun globe adds to the realism. Instruction manual. Runs on 110v.



At community event



653-3110

Ptolemaic Solar System

This earth-centered model helps bring alive a view of the solar system widely accepted for many centuries and provides interesting comparisons with 653-3120, right. Comprehensive, detailed instruction book.

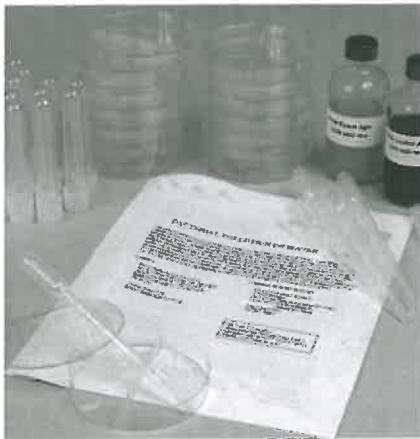


653-3120

Copernican Solar System

This sun-centered solar system shows the motions of the planets and their relative sizes and distances. All planetary orbits, including the asteroid belt, are included. If you set the planets month by month, you can watch the inner planets speed around the sun while the outer planets seem to move ever so slowly in space. *(With Pluto, no longer considered a planet).*

Microbiology Kits



1400 Bacterial Pollution

Test for coliform bacteria in water using a sterile culture medium that is ready to heat and sterile Bi-Petri Dishes. Detect E.Coli (human and animal enteric bacteria) and total bacteria in up to 20 natural water samples. Requires one 45-minute class period.



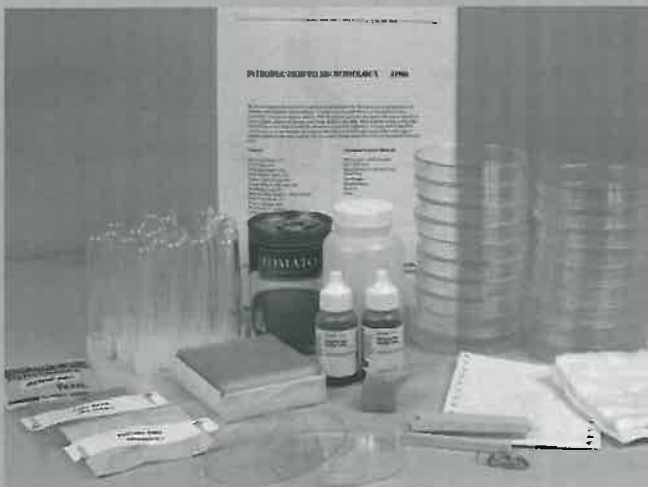
1700 Cell Structure (For 30 students)

An excellent intro to cell biology. Identify cell components; stain mitochondria, storage inclusions, cell walls, chloroplasts & starch granules; compare plant & animal cells; study cell membrane function. Requires two 45 minute class periods.



1800 Cellular Chemistry

Test cells of various tissue samples to determine the presence of polysaccharide, proteins and polypeptides, lipids, sugars and amino acids. Study the differences between plant and animal cells & cell specialization. For 15 pairs, requires two 45 minute class periods.



1900 Microbiology Introduction (12 pairs)

Examine mold yeast, bacteria, algae and protozoa in cultures of microorganisms using sterile techniques, prepackaged media and growth containers. Requires 45-minute class period, 4-5 days of observation.



6800 Organelles (15 set ups)

Make your own experimental models. Observe organelles and mitochondrial activity and relate to cell structure and function. Investigate the selective permeability of membranes. Study specific enzyme activity in cells & cellular processing of metabolites. Includes teacher's guide and copymaster. You need potatoes.


Microbiology Kits



1000

How Poisons Work


Learn how poisons destroy the life of a cell by disrupting the activity of specialized molecules (enzymes). Observe the normal & abnormal conditions affecting enzyme activity by studying the effects of heavy metal poisons (lead & mercury ions). For 15 pairs. Needs two 45-minute class periods.



6900

Karyotyping Kit

Show how karyotypes relate to certain genetic diseases. A normal male, Klinefelter's & Turner's Syndrome can be classified by sorting chromosomes from cells frozen at the metaphase state. Cut out chromosomes and use karyotype trays to sort.

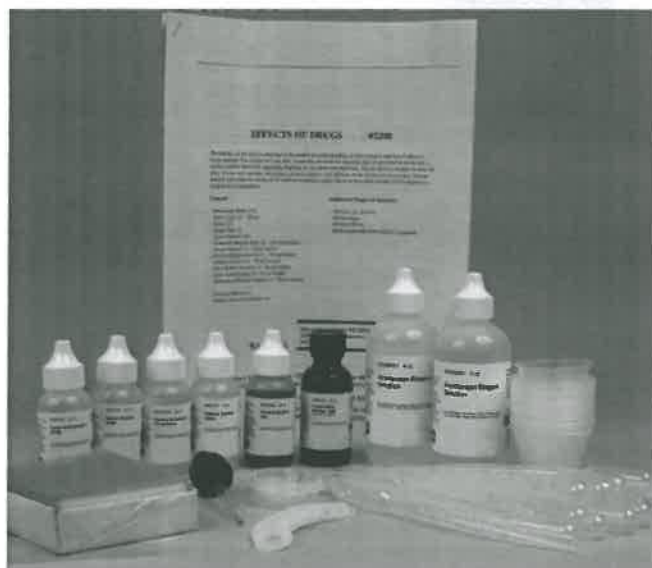


2800

Smoking Experiment

Clearly see the dangers of smoking by observing the amount & nature of tars & nicotine produced by cigarettes. A simple apparatus draws smoke from a lighted cigarette through a white fiberglass filter. The resultant residue is compared with a calibrated color chart. 25 filters.

E-mail Justin Pascoe:
justin.pascoe@sciencefirst.com



2200

Effects of Drugs (15 Pairs)

Explore the physiological effects of five common drugs and active chemical agents (dilute aspirin, caffeine, adrenaline, nicotine, ethanol) using daphnia as a model organism (not included). Requires 3-4 class periods of 45 minutes.



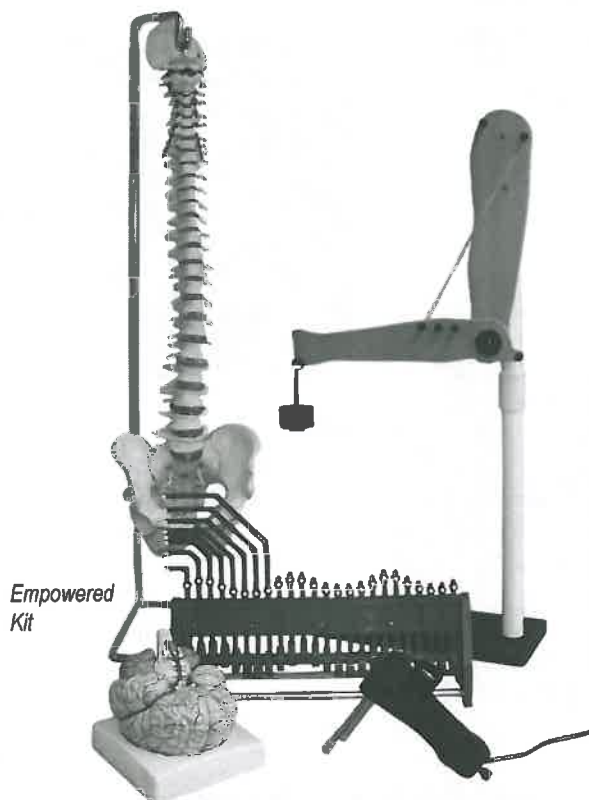
651-7210

Radioactivity/ Half-Life Kit

(Simulated - for 30 students)

Explore the complexities of half-life with plastic "radioactive" atoms. Calculate Carbon 14 measurements. **Includes:** 15 atom sets & shakers, guides, instructions.

Anatomy - Human Biology



Empowered Kit

Health and Harmony Package

Well-rounded curriculum that incorporates STEM content. For use across four disciplines: Physics, Chemistry, Biology and Mathematics. Study the body's processing system, the nervous system, a complex system that relies on many working pieces that integrate with one another. Multiple activities that will examine how drugs impact neurotransmitters in the body, show the message transmission network through the body, and demonstrate wavelength and frequency. And much more!

638-5100 Empowered Package

(Includes Conductivity of Water Tester, Wave Model, Spine Model, Arm Model, Brain Model, Teacher Activities and instructions)

638-5110 Excellent Package


(Includes the Empowered Package plus Head Model)

638-5120 Superior Package

(Includes the Excellent Package plus Motor Neuron)



Head Model
included in
Excellent and
Superior Kit



Motor
Neuron
included in
Superior Kit



641-2400

Arm Model


The human arm is a masterpiece of engineering. Demonstrate its impressive musculature with this model and a few rubber bands. Show how the arm is able to bend over 90° with just two muscles (biceps and triceps).



634-6240

Lung Model

Simulate the function of the diaphragm with this simple kit. Pull down on the rubber skirt to create a partial vacuum within the bell jar. Air rushes into the balloons, inflating them like the set of lungs they resemble. With instructions.



634-6100

Osteometric Board (For measuring long bones)

Some bones, such as the humerus or femur, are simply too long to measure with calipers. Our plastic measuring board is equipped with a slider and a 60cm scale, making it ideal for any forensic science lab. Made of lightweight styrene for durability. Instructions. 70 x 13 x 11cm.

Human Biology



634-6110

Sphygmomanometer (Blood pressure cuff)

This aneroid device features a self-adjusting cuff with gauge holder. Features large gauge without case.



621-4015

Two Point Discriminator

Low-cost plastic Vernier calipers accurately measures up to 100mm. Ideal for cutaneous sensation testing, since you can quickly switch from one to two points. Durable plastic molded parts.



622-6145 Spirometer

622-6146 Mouthpiece, 50

Digital Spirometer

(With adapter & 50 mouthpieces)


Take the guesswork out of who's the biggest windbag. Duplicate professional instruments by accurately measuring lung volume. The large digital display gives instant volume readouts - no lengthy calculations. AC adapter included or use 2 AA batteries.



634-6310

Hemacytometer

Ideal for counting blood cells, this has a Neubauer-improved double net ruling.



Our proprietary customized machine allows us to make small rolls of dialysis tubing in the configurations you need.

Dialysis Tubing

The semi-permeable membrane, created from a natural source of cellulose, allows passage of particles up to 14,000 molecular weight standards. Each length is packed in heat-sealed plastic bags to prevent contamination.

In biochemistry, dialysis is the process of separating molecules in solution by the difference in their rates of diffusion through a semipermeable membrane, such as dialysis tubing. Dialysis is a common laboratory technique that operates on the same principle as medical dialysis. In the life sciences, the most common application of dialysis is for the removal of unwanted small molecules such as salts, reducing agents, or dyes from larger macromolecules such as proteins, DNA, or polysaccharides. Also for buffer exchange and drug binding studies.

	Width	Length
2842	3/8 inch	10 feet
2844	3/8 inch	50 feet
2846	3/8 inch	100 feet
2852	1 inch	10 feet
2854	1 inch	50 feet
2856	1 inch	100 feet
2862	1 5/16 inch	10 feet
2863	1 5/16 inch	15 feet
2864	1 5/16 inch	50 feet
2866	1 5/16 inch	100 feet
2872	1 3/4 inch	10 feet
2874	1 3/4 inch	50 feet
2876	1 3/4 inch	100 feet
2882	3 inch	10 feet
2884	3 inch	50 feet
2886	3 inch	100 feet

Botany



Greenbox™ Gardening System

Here's the "greenest" indoor gardening kit you can buy! With almost 700 square inches of growing space and an advanced lighting system, it can house a variety of plants. Fully watertight construction allows for hydroponics farming. All-plastic design slots together - no hardware needed! Assembly can be done by one of your students. Our unit is self contained and fits on a table. It **includes** a high power grow light, mounting arms and removable seed trays - everything but the plants!

- Advanced 54 watt fluorescent grow light - 2 year lifespan.
- Robust, all-plastic construction is easy to clean and impervious to rot and rust. We use 80% recycled ABS plastic.
- No hardware! Parts slot together - only minutes to assemble.
- **Includes** 6 seed trays (each holds 12 seedlings).
- Replacement trays available.

636-2000 Greenbox™

636-2005 Replacement tray

636-2100 Root tray - Greenbox™ holds 12



*Simple assembly - parts merely snap together.
No hardware necessary!*

636-2100



Root Tank (Up to 12 fit in Greenbox™)

How to study a root without uprooting a plant? This will solve the problem.

When plants are placed in our tank, the roots spread out to seize as much water as possible, spreading along sloped sides. Our

durable unit is constructed of welded acrylic and ABS, making it tough as well as pretty. Integrated tray catches run-off from watering, limiting the mess. Holes in the bottom for easy draining.

Sides slope 20°. Attractive enough for office or lobby - essential for the biology class! 10 x 4.5 x 8".




91000

Classroom Aquaponics

Study ecology, biology, earth systems, math, history and literature while pairing fish and plants in one integrated system! Every unit is equipped with an instructional manual and lesson plans from Maine's well-regarded Herring Gut's standards-based aquaponics curriculum. In addition to growing vegetables in a sustainable process, you can study germination rates, fish anatomy and the nitrogen cycle.



Upper Plant Deck



Filter Assembly

Zoology - Entomology



635-1930

Clear Plastic Tray

Who couldn't use a sturdy tray for their next science project? Shallow plastic tray is good for pickin' critters or studying small objects. 22.5 x 25cm (9 x 10")



633-1120

Dissection Pans (With black wax)

633-1110 Small: 26 x 19 x 2cm (10 x 7 x .75")

633-1115 Medium: 32 x 22 x 4cm (12 x 8 x 1.75")

633-1120 Large: 32.5 x 27 x 5cm (13 x 11 x 2")




635-1720

Insect Field Kit (For groups of 12-24)

Here's everything your class needs to collect insects in the field. Pairs with 635-173 below. Instructions.

Includes (12 each):

- Collection net (12)
- Insect killing jar (12), hand lens (12)
- Bug box, small (12), large (12)
- Clear plastic ruler (12)
- Clear plastic vial (12)



635-1730

Insect Lab Kit

For groups of 12-24

Preserve and study insects caught in the field.

This is a comprehensive complement to our Field Kit, above (635-1720). **Kit includes:**

- Insect pins, #1, 2, 3 (100 each)
- Spreading board (12)
- Entomology forceps (12)
- Clear plastic rulers (12)
- 3-lens magnifiers (12)
- Clear plastic vials (24)
- Glassine envelopes, medium (100)
- Riker mount, small (12)
- Basic instructions



635-1710 •

Insect Starter Kit (Individual)

This is an excellent beginner kit for tomorrow's entomologist. We provide everything you need to start your own insect collection. • *Ships oversize.* **Kit includes:**

- Insect box; insect spreading board
- Insect pins, size 1 (100); glassine envelopes (20)
- Riker mount, small
- Hand magnifier and ruler
- Collection net and forceps
- Killing jar and aspirator
- Bug box: 1 large, 1 small
- Plastic vials (12)

See pg. 81 for
**Science First®
Invertebrate Lab
Starter Kit**

Microscopes - Magnifiers



631-0220
Pocket Microscope
"The Green Thing"

- ABS construction
- 20x magnification
- Adjustable focus
- Inverted image




631-7010
Foldable Magnifier
This upright plastic magnifier locks into place and has an in/ cm grid for reference. Large, 4" (10cm) diameter plastic lens. 2X magnification.



633-3165
Probe & Hook
Nickel plated, 6" in length.

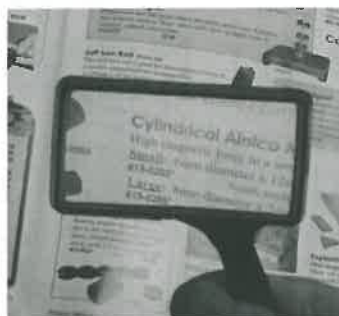


621-3110 Petri, 10
3-182-B20 Dice, 3 pack
Gridded Petri Dish (Pack 10)
Disposable, sterile, polystyrene dish has 36 small squares, identified vertically and horizontally to count and locate specimens. Create random numbers with 10-sided dice. 100 x 100 x 15mm.



631-0215
Hand Microscope

- Adjustable, easy to focus, condensing lens with built-in illuminator
- 30x magnification. Protective case
- A compact 13.5 x 4 x 2cm
- Uses two AA batteries, not included



3-7905-A20
Hand Lens
Natural position, molded plastic handle and rim, glass lens. 23cm focal length. 2x.



631-7020
Hand-held Magnifier
Plastic lens has 2X and 4X magnifications. 3-1/2" (9cm) lens.



631-7030
Three-lens Magnifier
Pocket-sized magnifier has three 4X magnification plastic lenses



631-7050
1 Lens Folding Pocket Magnifier
1 lens. 3X magnification



631-7055
2 Lens Folding Pocket Magnifier
2 lenses. 6X magnification

Need instructions?
Download from our website



635-1915

Volumeter Respirometer

This measures changes in gas volume within a closed system. It is useful for studying the metabolic rate of small plants and animals, since it measures the volume of oxygen consumption over time. Can also be used to determine fermentation rates and photosynthesis. With side-by-side control and experimental test tubes on a plastic frame. Instructions.



635-3810

Mini Fish Measuring Board


Measure small fish easily with our lightweight PVC board. One-piece design features built-in handle and raised lip for positioning fish. Three scales (tenths, eighths of an inch; centimeters) are silkscreened in high-resolution black. 38cm long (reads to 35cm).



3-125-F40

Bucket Aerator


Keep your fish and samples oxygenated in the field. This quiet diaphragm pump and 60cm air hose can work in a 5-gallon bucket of fresh or salt water.



635-1935

Aquarium Tank

Need a low-cost yet durable aquarium tank? Our clear polystyrene pan is 0.03 thick - substantial enough to keep, economical enough to discard. Rounded rim. 4.5 x 8 x 3". Order two for a cover.




3-122-N30

Aquarium Net (Pack 12)

It's cheaper by the dozen! Use these fine-mesh nets inside or out. They feature an extra-strong, three-ply, vinyl-covered handle. 76 x 101mm. Use in the field or your fish tank.

Zoology - Entomology



635-1330

Spreading Board

28 x 43 x 4.5cm, Styrofoam board. 5 grooves (3 - 15mm) wide hold most specimens.

Putting
Science First
since 1960



635-4970

Owl Box

Owls are secretive birds critical to the food chain. Because they are nocturnal, they can be difficult to observe. Our watertight nesting box provides a dark, safe place for chicks to be raised. Install a few on your school grounds to keep away rats. With 6" oval entrance hole, integrated perch and drain holes to keep the interior dry and fresh, our 1/4" ABS plastic box withstands the elements. 11 x 14 x 9".



635-1245 Single

635-1246 10 pack

Insect Fumigant Box

(Single & Pack of 10)

Fill these tiny boxes with fumigants, then place in specimen boxes, drawers and display cases to protect insect collections from living insects. Hard shell molded boxes withstand years of use. 1.25" square, 3/4" high.



635-4910 15-pellet kit

635-4912 30-pellet kit

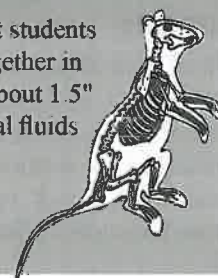
635-4914 60-pellet kit



Owl Pellet Kits (15, 30 & 60 pellets)

Owl pellets are a time-honored biology lab because they tell us so much about the life of a classic predator. Pellets contain the indigestible portions of prey: beaks, bones, and hair, stored in the owl's crop and then regurgitated in a single mass. Because of this, it is possible to dissect a pellet and determine what the owl ate. Dissection itself is a worthy activity, and determining common prey animals is the perfect intro into discussions about the food chain, ecology, and relationships between animals.

Our kits are economical enough that students can have his own pellet or can work together in small groups. Each generously-sized (about 1.5" long) pellet is washed with antimicrobial fluids and then heat-sterilized for safety.



635-1900

Choice Chamber

Study the habits of picky arthropods! Explore habitat preference and animal behavior using small arthropods as test subjects. Isopods or "pill bugs" are a good choice. The chamber is equipped with a tight-fitting lid to contain the critters. An escape-proof passageway connects the two chambers. With lid. Good for AP Biology. (Live organisms not included)



***WARNING:** These teaching aids are not toys. Products are not for children under 13. Products may contain lead or choking hazards such as small parts, small balls, marbles, and balloons. Adult supervision is required.

Chemistry Kits



5500

Environmental Test Lab

Our kit includes extensive tests for evaluating both water and air quality. You will test for dissolved oxygen, water hardness, pH, phosphates, chlorides, lead, hydrogen sulfide, air particulates, gaseous pollutants and rain water chemistry. The kit allows for three repetitions of the testing of local environmental conditions in a variety of formats that might include demonstration, small group, and individual use.

E-mail Justin Pascoe:
justin.pascoe@sciencefirst.com



2100

Microorganisms in the Soil (Enough for 12 pairs)

Culture soil samples from local sources to observe the nature of soil microbes. Investigate the nutritive and non-nutritive components in the soil samples. 12 pairs of students have materials for one 45-minute class. Follow with observations over the next three to four days.



2000

Chemical Composition of Soil

Perform chemical determinations on local soils to determine percentage of water, organic content, pH, and the presence of calcium, carbonates, magnesium, phosphates, sulfates, potassium, nitrate, ammonium and iron. Provides an accurate profile.



5800

How Clean is the Soil

Investigate the nature of soils. Observe and characterize soil based on physical examination. Study their chemical composition and the microbial community. Can be used for a demonstration, small groups, or several repetitions by one student; requires two 45-minute class periods.

Chemistry Kits



15030

Groundwater Demonstration

(Enough for 5 groups at once)

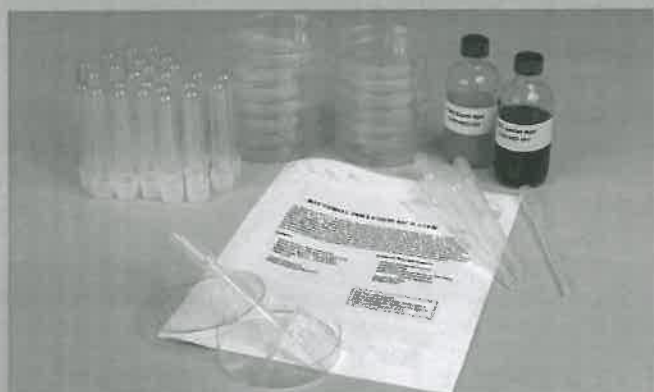
The study of ground water is an important national subject. Visually demonstrate the relationships between ground water, water tables, ponds, wells, salt marshes, and estuaries. Graphically track the distribution of pollutants. Instructions describe a raindrop's journey from the clouds to ocean and life in an estuary.



1500

Chemical Pollution of Water (4 groups)

Trace chemicals in water - a serious problem to health - are routinely monitored by regulatory agencies. Perform tests for pH, copper, sulfates, nitrogen compounds and oil with three unknown solution mixtures. Enough materials are provided for four groups of students over a minimum of two 45-minute class periods.



1400

Bacterial Pollution Kit (The Science Source®)

Test for coliform bacteria in water with our ready-to-heat sterile culture medium and sterile bi-petri dishes. Detect E.Coli (human and animal enteric bacteria) and total bacteria in up to 20 natural water samples. Requires one 45-minute class period.



5700

How Clean is the Water

Water pollution is a major public issue today. This kit allows students to test local water samples for pH, available phosphate, chloride and lead concentration, oil determination and bacterial contamination. This kit will support a demonstration, or small groups, or three repetitions for a single investigator and will require two 45-minute class periods, along with three or four days of observation.



16215

Heat Transfer

Observe & measure the transfer of heat by an aluminum bar between 2 water samples of different temperatures. Two insulated containers have foam lids & mounted thermometers.

Chemistry Kits



1200

Rates of Reaction (For 15 students)

Explore the effect of concentration, temperature, particle size, and catalytic agents on chemical reaction rate in this classic collection.

Translate the knowledge gained into daily context. Requires two 45-minute class periods.



6800

Organelles (15 set-ups)

Build your own experimental models. Observe how organelles relate to cell structure and function. Investigate the selective permeability of membranes, specific enzyme activity in cells, and cellular processing of metabolites.

Includes teacher's guide and student copymaster. *You need potatoes or celery.*



1700

Cell Structure (30 students)

An excellent introduction to cell biology. Activities include identification of cell components; staining of mitochondria, storage inclusions, cell walls, chloroplasts and starch granules; comparison of plant and animal cells; and cell membrane function. Requires two 45 minute class periods.



2500

Thermal & Chemical Pollution (For 12 groups)

Explore the effect of temperature on biological oxygen demand and dissolved oxygen in water, using yeast to represent oxygen consuming microorganisms or animals and relating this to the metabolism of an organism. Investigate chemical pollution by direct (lead ions) and indirect (phosphate ions) poisons by favoring the growth of one type of organism. The kit takes two 45 minute class periods and 2-3 days of observation.



1800

Cellular Chemistry (The Science Source®)

Tests are performed on cells of various tissue samples to determine the presence of polysaccharide, proteins and polypeptides, lipids, sugars and amino acids. Differences between plant and animal cells and cellular specialization are investigated. Serves fifteen pairs of students and requires one or two 45 minute class periods.

CHEMISTRY

Chemistry Kits



5600

How Clean is the Air

The Clean Air Act has brought increased focus on the state of the air we breathe. This kit allows students to investigate the effects of pollution on air quality. Tests are included that monitor air particulates, investigate the effect of pollutants on various materials, detect the presence of nitrous oxides and demonstrate the effects of pollutants on rain water chemistry.



15000

Air Sampler

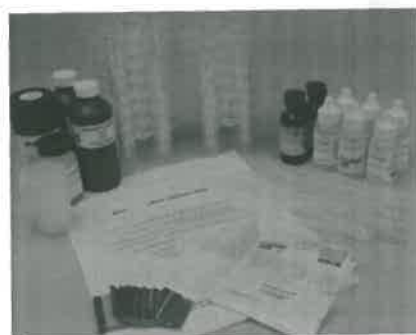
Discover what is in the air you breathe. Air deposits particles on a high efficiency filter as it is drawn through at a calibrated volumetric flow rate. Perform chemical and radioactive tests; determine total mass in milligrams per cm. 40 cm tall unit operates on standard 115 VAC 60 Hz for indoor and outdoor use. **Includes** filters and manometer.



2200

Effects of Drugs (15 pairs)

Explore the physiological effects of 5 drugs & active chemical agents (dilute solutions of aspirin, caffeine, adrenaline, nicotine, ethanol) using the organism daphnia. Requires 3-4 class periods of 45 minutes. *Daphnia not included.*



1000

How Poisons Work

(Enough for 15 pairs)

Show that the life of a cell depends upon the activity of specialized molecules called enzymes, which may be disrupted by the presence of poisons. Observe normal and abnormal conditions affecting enzyme activity and the effects of heavy metal poisons (lead and mercury ions). Requires 1-2 class periods of 45 minutes.



2800

Smoking Experiment

Elementary through college level
Clearly see the dangers of smoking by exposing the amount and nature of the tars and nicotine produced by cigarettes. A simple apparatus draws smoke from a lighted cigarette through a white fiberglass filter. The resultant residue is compared with a calibrated color chart. Easy to perform, yet sophisticated. **Includes** 25 filters.

E-mail Justin Pascoe:
justin.pascoe@sciencefirst.com



611-2170

BB Board

Visualize how molecules of iron behave when heated with this intriguing device. Two pieces of clear acrylic have BB's sandwiched between in a single layer. There is just enough room for the BB's to move two dimensionally. Place on your overhead projector and watch them line up in distinctive patterns to demonstrate annealing, hardening and tempering of a metal. With experiments and illustrated instructions.

Chemistry Kits



673-0000

Determine Chemical Formulas Kit

(Enough for 50 students)

Predict chemical formulas by reaction. Gain an understanding of percentage composition and molecular weight. Derive formulas from the amount of precipitate that results when you mix our compounds in different proportions. With student guides and manual.



1300

Analysis of Simple Mixtures

(For 6 groups)


Investigate the separation of mixtures. **Includes** materials to perform five standard methods: flotation; magnetic separation; sifting; solution & recrystallization; melting & resolidification. Requires one 45-minute class period.



15170

Anti-entropy Kit

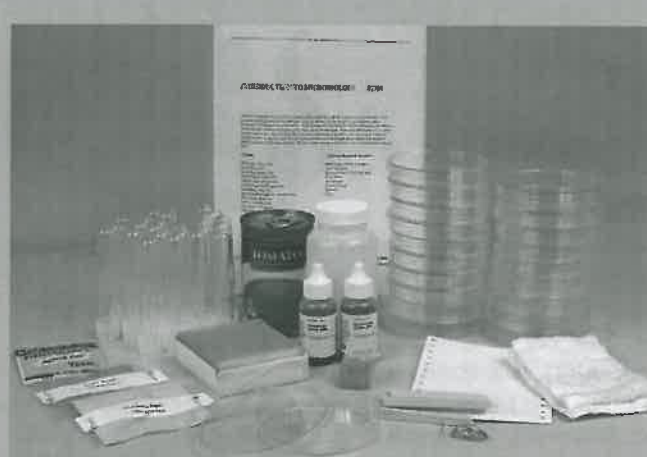
A booklet of ideas and issues accompanies this provocative apparatus. Columns of dye in a viscous medium appear to mix, colors add the way they always do, and then the unthinkable happens – the dyes unmix. The situation seems to be reversible a large number of times. A clever demonstration becomes a springboard into discussions about energy and the ultimate fate of the universe.



638-2500

Mitosis/ Meiosis Cell Models

Cell replication is a difficult concept for students at any level. Teach mitosis, meiosis, cellular division, genetic inheritance and more with this colorful set of snap-together plastic pieces. Chromosomes connect quickly to create a gene. You can also build alleles, small structures such as the gene for blue eyes. Illustrated instructions.



1900

Introduction to Microbiology (12 pairs)

Twelve pairs of students will spend one 45 minute class period and then 4-5 days observing cultures of microorganisms using sterile technique. **Includes** prepackaged media and growth containers for a close examination of mold yeast, bacteria, algae and protozoa.

Forensics



13055

Forensic Bullet Comparison Set (Set of 4)

Connect a gun to a crime scene by comparing four bullets: 3 fired from suspect guns and one from the crime scene. **Includes** 2 x 5 3/4" wooden tray; four - 0.45 caliber bullets wrapped in 2 x 7/8" diameter clear acrylic. Use a comparison microscope to match the rifling marks on each bullet created by the spin as they exit the gun barrel.



13056

Forensic Cartridge Casing Comparison Set (Set 4)

Compare cartridge casings - the pieces left behind after a bullet is fired - using a comparison microscope. Labeled casings are enclosed in clear acrylic and are 1 5/8 x 7/8 x 7/8" in size. Wood tray is 2-1/4 x 5".



13075

Deluxe Bullet Set with Barrel

Allows the instructor to easily teach ammunition knowledge and identification. Helps students understand the workings & components of firearm ammunition through a powerful visual teaching aid. Demonstrating & explaining ammunition is easy and students gain a much stronger understanding of firearm ammunition. **Includes:** Casings & shells, Primers (spent primer for safety), Powder (substitute powder for safety), Wad Bullets (Rifle: 3030 & Pistol: 45ACP), Casing/shell sampler for identification, .38+P & .38 for cartridge identification, as well as rimfire & center fire, Rimmed, rimless & belted as well as rimfire & center fire, 12 and 20 gauge and high and low brass, Spent bullets showing rifling marks: Pistol: 45ACP & Rifle: 3030, Cutaway of an actual cartridge/shells, 4 Credit card size magnifying glass to allow students to easily check rifling mark and head stamps



13050

Forensic Bullet Class Size Demo (Set of 3)

Connect 2 different crime scenes using bullet fragments? Oversized simulated fragments have rifling marks from 2 "crimes". Which is from the main crime scene? **Includes:** 3 dissectible labeled magnetic plastic bullet fragments.



13060

Inert Cartridge Set (Set of 6)

Here's a safe, visual comparison of different bullet calibers. Each is fully jacketed to eliminate lead exposure & rendered inert by drilling & removing powder. **Includes:** 9mm, .38 special hollow point, .40 Smith & Wesson, .45 automatic, .223 Remington (standard military M16 round), .308 Winchester. All in an acrylic stand.



13070

Inert Cartridge & Shotgun Shell Cutaway (Set of 8)

Teaches the components of a Cartridge/Shell, Cartridge/Shell Firing Sequence and Ammunition Identification. **Includes:** Bullets (Rifle: 3030 & Pistol: 45ACP), Spent bullets showing rifling marks of a Pistol: 45ACP & Rifle: 3030, cutaway of an actual cartridge/shells, with base.




13058

Forensic Cartridge Case Set (Set of 15)

.22 caliber cartridge cases.

Molecule Models


**Pop Beads (Packs 150 to 300)**

The time-honored way to model genes, organic molecules, chromosomes, even cellular organelles. Each bead has 1 tab and 1, 3 or 5 holes. Use 4 colors to create a DNA chain.

638-0320	Blue, 3-hole	(Pack of 300)
638-0321	Yellow, 3-hole	(Pack of 300)
638-0322	Orange, 3-hole	(Pack of 300)
638-0323	Red, 3-hole	(Pack of 300)
638-0324	Purple, 3-hole	(Pack of 300)
638-0326	Connectors	(Pack of 144)
638-0327	White, 3-hole	(Pack of 150)
638-0328	Pink, 3-hole	(Pack of 150)
638-0325	White, 5-hole	(Pack of 300)
638-0420	Blue, 1-hole	(Pack of 150)
638-0421	Yellow, 1-hole	(Pack of 150)
638-0422	Orange, 1-hole	(Pack of 150)
638-0423	Red, 1-hole	(Pack of 150)
638-0424	Purple, 1-hole	(Pack of 150)
638-0425	Green, 1-hole	(Pack of 150)

**32390****Fused Molecule**

A truly large (up to 3 in dia.) demonstration system consisting of 52 balls that have been shaved in the proper places so as to appear merged and with the expected bond angles and bond lengths. Included are: H, C, O, N, S, and a generic Halogen, along with single, double, and triple bonds.

*CO₂ model**Sulfur
Hexafluoride***Atom Snap 'Em™ (Atomic model sets)**

Explore the nature of the very universe with our snap-together atomic models. Investigating the structure of different organic and inorganic compounds can't get any more hands-on! No flimsy plastic or shoddy wood here - just high impact resistant molded parts. Because they're custom molded, the hole size is consistent, which means your models do not disintegrate after you've built them. You'll hear the parts literally "snap" into place; pass them around for everyone to see. Each set contains all the parts listed along with a selection of connectors representing various bonds. **Includes:** specific atoms as well as generic atomic groups corresponding to the periodic table.

671-2005

Intro to Organic Set: 20 hydrogen, 6 halogens, 12 carbons, 7 oxygen, 2 nitrogen, 1 sulfur, 1 alkali and 1 transition metal.

671-2000

Advanced Organic Set: 40 hydrogen, 8 halogens, 2 alkali metals, 24 carbons, 6 black group 16, 12 oxygen, 4 silicon, 1 yellow group 14, 4 blue group 14, and 1 transition metal.

671-2010

Teacher's Organic Set: 12 hydrogen, 2 white alkaline earth metals, 8 halogens, 4 alkali metals, 14 carbons, 6 black group 13, 6 blue group 14, 12 oxygen, 1 yellow group 14, 1 yellow group 16, 4 silicon, 1 transition metal. Set also contains 18 pear-shaped connectors representing ions.

671-2015

Organic Set II: 20 hydrogen, 4 halogens, 1 alkali metal, 12 carbon, 6 oxygen, 2 blue group 14, 2 nitrogen, 1 yellow group 14, 1 yellow group 2, and 1 silicon.

671-2020

Organic/ Inorganic Set: 14 hydrogen, 6 halogens, 2 alkali metals, 6 carbon, 1 beige group 15, 1 nitrogen, 2 blue group 14, 6 oxygen, 1 red group 14, 1 sulfur, 1 yellow group 2, 3 transition metals, 1 gray group 15, 1 gray group 14, 1 grey group 2, 1 beige group 14, 1 beige group 13, 1 beige group 2. Also 5 purple connectors and three pear-shaped assemblies representing ions.

Molecules




671-2114
Methane Molecule
 A model of the hydrochloric acid molecule - CH_4 . Includes 4 small connectors. Packed loose in a bag with assembly instructions.




671-2116
Propane Molecule
 A model of propane - C_3H_8 . Includes 10 small connectors. Packed loose with assembly instructions.



671-2109
Ethane Molecule
 A model of ethane - C_2H_6 . Includes 7 small connectors. Packed loose, assembly instructions.




671-2121
Vinegar Molecule
 A model of the vinegar molecule, $\text{C}_2\text{H}_4\text{O}_2$. Includes 4 small, 2 medium and 2 long connectors. Packed loose in a bag with assembly instructions.




671-2103
Benzene Molecule
 A model of the benzene molecule - C_6H_6 . Includes 6 long and 6 medium connectors. Packed loose in a bag with assembly instructions.




671-2111
Gasoline Molecule
 A model of the gasoline molecule - C_8H_{18} . Includes 25 small connectors. Packed loose in a bag with assembly instructions.



671-2106
Calcium Carbonate
 A model of the calcium carbonate molecule - CaCO_3 . Includes 4 medium connectors. Packed loose in a bag with assembly instructions.



671-2115
Nitric Acid Molecule
 A model of the ethanol molecule - HNO_3 . Includes 1 small and 3 medium connectors. In bag with instructions.



671-2110
Ethanol Molecule
 A model of ethanol - $\text{C}_2\text{H}_6\text{O}$. Includes 6 small and 1 medium connector. Packed loose in a bag with assembly instructions.

Small, Medium & Long Molecule Connectors

671-2150
Short Connectors
 (Pack of 50)
 Fifty short connectors for molecule kits

671-2153
Medium Connectors
 (Pack of 50)
 Fifty medium connectors for molecule kits.

671-2156
Long Connectors
 (Pack of 50)
 Fifty long connectors for molecule kits.

671-2151
Short Connectors
 (Pack of 250)
 250 short connectors for molecule kits.

671-2154
Medium Connectors
 (Pack of 250)
 250 medium connectors for molecule kits.

671-2157
Long Connectors
 (Pack of 250)
 250 long connectors for molecule kits.

Atom Bulk Packs

671-2168
Nitrogen Atom
 (Pack of 20)
 20 nitrogen atoms for molecule kits.

671-2160
Hydrogen Atom
 (Pack of 20)
 20 hydrogen atoms for molecule kits.

671-2161
Hydrogen Atom
 (Pack of 100)
 100 hydrogen atoms for molecule kits.

671-2166
Oxygen Atom
 (Pack of 20)
 20 oxygen atoms for molecule kits.

671-2163
Carbon Atom
 (Pack of 20)
 20 carbon atoms for molecule kits.

671-2164
Carbon Atom
 (Pack of 100)
 100 carbon atoms for molecule kits.



Molecules



671-2123

Water Molecule (Set 6)

A model of H₂O with 12 small connectors. Packed loose, assembly instructions.



671-2113

Hydrochloric Acid Molecule (Set 6)

A model of hydrochloric acid - HCl in a set of 6. Includes 6 small connectors. Packed loose in a bag with assembly instructions.



671-2107

Carbon Dioxide Molecule (Set 6)


A model of carbon dioxide - CO₂. Sold as a set of 6. Includes 24 long connectors. Packed loose in a bag with assembly instructions.



671-2100

Ammonia Molecule (Set 4)

A model of ammonia, NH₃ in a set of 4. Includes 12 small connectors. Packed loose in a bag with assembly instructions.



671-2101

Antifreeze Molecule


A model of the antifreeze molecule - C₆O₃. Includes 6 small and 3 medium connectors. Packed loose in a bag with assembly instructions.



671-2105

Caffeine Molecule

A model of C₈H₁₀N₄O₂. Includes 10 small, 11 medium and 8 long connectors. Packed loose with assembly instructions.



671-2120

Acetaminophen Molecule

A model of acetaminophen, C₈H₉NO₂. Includes 9 small and 11 medium connectors. Packed loose in a bag with assembly instructions.



671-2117

Quartz Molecule


A model quartz molecule - SiO₂. Sold as a crystal of 4 subassemblies (Si₆O₁₆). Includes 25 medium connectors. Packed in a bag with assembly instructions.



671-2102

Aspartame Molecule

A model of the aspartame molecule - C₁₄H₁₈N₂O₅. Includes 18 small and 20 medium connectors. Packed in a bag with assembly instructions.



671-2122

Vitamin C Molecule

A model of the Vitamin C molecule, C₆H₈O₆. Includes 8 small, and 11 medium connectors. Packed loose in a bag with assembly instructions.



671-2112

Glucose Molecule

A model of the ethanol molecule - C₆H₁₂O₆. Includes 23 medium connector. Packed loose in a bag with assembly instructions.



671-2119

Sucrose Molecule


A model of sucrose - C₁₂H₂₂O₁₁. Includes 22 small and 23 medium connectors. Packed loose in a bag with assembly instructions.



671-2104

BuckyBall Allotope

A model of the BuckyBall allotope, C₆₀. Includes 70 medium connectors. Packed loose in a bag with assembly instructions.



671-2108

Diamond Allotope

A model of the diamond allotope - C₄₀. Includes 24 long connectors. Packed loose in a bag with assembly instructions.

Astronomy



654-0000 Single

654-0010 Bulk Pack/10

Refracting Telescope Kit (Project STAR PS-04B)

Galileo made astonishing discoveries with instruments just like this. Build a 16-power refracting telescope to show how lenses work without an optical bench.

Includes: inner/ outer cardboard tube; plastic lens (43mm diameter, 400mm focal length); plastic lens (17.5mm diameter, 25mm focal length); foam holder; cardboard spacer; red plastic cap for end (2 per telescope); activity book (one with single kit or bulk kit).

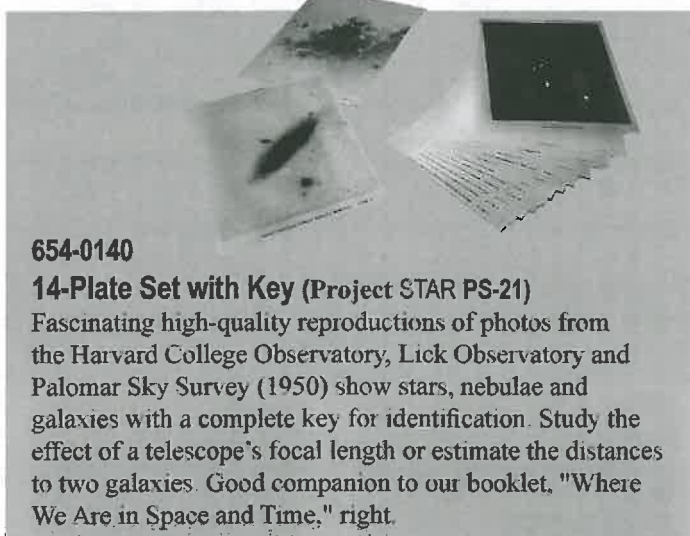


654-0050

College Astronomy Kit (Project STAR PS-13)

This kit offers 3 of our most popular activities and is designed to supplement the college lab or lecture. At its core is our 18-page manual with assembly, operation and questions. **Includes:**

- Celestial Sphere Kit; Refracting telescope kit
- Cardboard Spectrometer Kit
- Instruction/ activity book




654-0140

14-Plate Set with Key (Project STAR PS-21)

Fascinating high-quality reproductions of photos from the Harvard College Observatory, Lick Observatory and Palomar Sky Survey (1950) show stars, nebulae and galaxies with a complete key for identification. Study the effect of a telescope's focal length or estimate the distances to two galaxies. Good companion to our booklet, "Where We Are in Space and Time," right.


Science First®



654-0130

DIY Star Finder Kit (Set of 10) Project STAR PS-19

Make your own adjustable star chart with tape and a pair of scissors! Our chart can be set for any time of night and any day of the year. Compare the evening sky in all seasons. Determine which constellations are signs of the zodiac. Images are black on white and depict 41 constellations with lines indicating their shapes. **Includes:** 10 sets of 2 printed cardboard sheets. Each set makes one 8.5" (21.5cm) diameter star finder.



654-0125

Teacher's Guide (Project STAR - PS-12)

48-page Answer Key has suggestions on conducting activities. With pages for copying.

654-0005

Where We Are in Space and Time

Project STAR - PS-01 (Materials available from this catalog)

Our 176-page spiral-bound Student Workbook has 21 activities to help develop skills in scientific observation. The labs emphasize observing cycles and calculating sizes and distances to stars, planets and galaxies. Students can perform calculations right in the book. Also **includes** a glossary.



654-0020 Set of 10

654-0025 Single

Cardboard Spectrometer Kit (10-Pack or Single)

Project STAR PS-14/ Cardboard

Grades 9 - college. Explore the mysteries of light in all its wonder and complexity. Our ready-to-assemble unit includes a film strip and a scale for identifying a color by wavelength in nanometers or photon energy in electron volts. **Kit includes:**


- Plastic disk, 1" diameter, with diffraction grating, 10
- Top and bottom set, cardboard, 10 sets
- Styrofoam set, long and short pieces, 10
- Support tube, cardboard, 10
- Nut and bolt set, 5 sets
- Film (35mm) - slits & wavelength/ photon scale, 10
- Instruction and activity booklet, 1 each



614-0210

Plastic Spectrometer (Project STAR PS-14/ Plastic)

Made with a high-dispersion, high-efficiency diffraction grating producing an easy-to-read bright spectrum, this high-impact plastic spectrometer is fully assembled. With 10-page activity booklet and scale labeled in both electron volts and nanometers. Identifying light sources. Study elements in flame spectra, solar spectra, street lights



654-0105

Project STAR Class Set (For 10 students)

Project STAR - PS-10

At home or school, year in, year out, this set has activities to keep 10 students enthralled with exploring astronomy.

- DIY Star Finder Kit & Celestial Sphere Kit (10 each)
- Sun Tracking Hemisphere Kit (10)
- 3-D Constellation Kit and Refracting Telescope (10 each)
- Solar System Scale Model Kit and Spectrometer (10 each)
- Light Measurement and Stellar Distance Kit (10)
- Detailed activity book (10), Teacher Guide



654-0110 Cardboard

654-0120 Plastic

Project STAR Teacher's Sampler

(Project STAR - PS-11)

8 popular activities. This kit has a little of everything.

- DIY Star Finder, Celestial Sphere Kit
- Sun Tracking Hemisphere Kit, 3-D Constellation Kit
- Spectrometer Kit (choose cardboard or plastic)
- Refracting Telescope Kit
- Light Measurement and Stellar Distance Kit
- Holographic Diffraction Grating - mounted, 35mm
- Detailed activity book

Astronomy - Sunspotter®




654-0145

Sunspotter® Telescope

A telescope for viewing the sun? Our attractive hardwood device is precisely that. The folded-path Keplerian design provides a safe, convenient way to view the brilliant light on which all life on earth depends. A series of mirrors project a bright solar image (3.25") onto a white screen (5") through a powerful objective lens, 62mm in diameter. The perfectly curved wood cradle lets you align the sun in seconds - no telescopes, filters or tripods. Use the Sunspotter® to:

- View sunspots, eclipses and transits as they appear and disappear
- Allow students to view the sun simultaneously - great for groups
- Trace and compare sunspots

"Amazing. It really gives sharp, clear images of the Sun."
Teacher, Durham, ME




"Unique, brilliant, easy to use, yet elegant enough to put on the coffee table" Lawrence Hall of Science Planetarium, Berkley CA



BE READY FOR THE TOTAL ECLIPSE!
Get you Sunspotter® Now!

On August 21, 2017, the United States will be treated to the first total eclipse of the Sun visible in the country in almost 40 years.



10230

Solar Motion Kit

What is the path of the sun where you live on Dec 31 or June 15? This elegant, easy to use, and hands-on model clearly shows the path of the sun at any latitude during any month of the year. It clearly demonstrates the seasons, comes with one model fully assembled and 23 more that are easy to finish.




10240

Solar Motion Model

Wooden desk top model, beautifully finished, fully operational, stands 13.5" high. What is the path of the sun where you live on Dec. 31 or June 15? This elegant, easy to use, and hands-on model clearly shows the path of the sun at any latitude during any month of the year. It clearly demonstrates any season.



Astronomy




654-0035 Single
654-0030 Set of 10

Celestial Sphere Kit (Single/Set 10) Project STAR PS-02

The sky's the limit! Experiment at home or lab with the apparent daily motions of stars and sun. Learn to use the sky for navigation and grasp what causes the seasons. **Includes:**

- Clear plastic hemispheres, 20
- Star chart, 10 (500 brightest stars)
- Pen to mark stars inside sphere, 10; pin for sun, 10
- Earth space globe, 1" diameter, 10
- Wood dowel for axis, 10
- Plastic straw for support, 10; styrofoam base, 10
- Instruction/activity book



654-0045 Single
654-0040 Set 10

Sun Tracker Kit (10-Pack or Single) Project STAR PS-03

For grades 9 - college. Do your students believe the sun is at its zenith every day of the year? Free them of this notion with this unique kit. By constructing our model and comparing the daily path of the sun over different seasons, your students can engage in long-duration observations. **Kit includes:** hemispheres, 7" diameter, 10; pens, 10; activity book.



654-0060

Solar System Scale Model Kit (Project STAR PS-05) (1- 4 students)

Hold the solar system in the palm of your hand. This colorful kit shows the relative locations and size of the planets, sun and moon. **Includes:** Marbles and balloons in small and large sizes, 10 each; Styrofoam balls and beads, 10 each; Plastic spheres, 3 each of different sizes; Map pins; earth globe; activity book

PROJECT STAR



654-0100

Light Measurement/ Stellar Distance Kit (Project STAR PS-07A)

Determine the luminosity of (distance to) the sun with an ordinary light bulb. With a null photometer, compare 2 light sources to find the distance to one of them. The photometer then compares a 200-watt light bulb with the sun to estimate the sun's luminosity. Great for grades 9 - college, it **includes** 10 labs (1 lamp). **Includes:**

- 200-watt lamp & lamp holder (110/ 60 voltage only)
- Paraffin blocks, 10
- Piece of optical fiber, 1' long, 10
- Rubber bands, 20
- Flashlight with batteries
- Roll aluminum foil, 25'
- Instruction/ activity book



15170

Anti-Entropy Kit

Columns of dye in a viscous medium appear to mix and colors seem to add - and then the unthinkable happens: the dyes unmix. The situation seems to be reversible a large number of times. A clever demonstration becomes a springboard into discussions about energy and the ultimate fate of the universe. With detailed manual.

Astronomy

About Project STAR


- Science Teaching through Astronomical Roots
- National Science Foundation-funded program developed by scientists at Harvard Smithsonian Center for Astrophysics
- Stresses scientific skills suitable for all science classes
- Contains all or most materials needed, including curriculum materials



614-0080

Demo Diffraction Grating

This functional, budget-friendly slide has three 20 x 10mm gratings mounted between glass plates. 100, 300, 600 lines per mm.




614-0072

Spectrum Projector (Project STAR PS-20)

Two lab set-ups in one: this device produces a diffracted light beam in 2 directions. Study how the spectrum changes with temperature and brightness. Display a graph of the projected spectrum with our paraffin spectrum analyzer. Experiment with objects in different colors of light. 110/ 60 volt only. **Includes:**


- Lamp with dimmer, 200W; diffraction grating square, 2
- Cardboard tube, 2; bottle, 6
- Collimated lens (53mm), 2
- Paraffin blocks and small mirrors; one set each
- Filter sheet (6 x 6"), 4; red, blue, green felt (2 each)
- Instruction/ activity book



Holographic Diffraction Grating (Project STAR)

For use with spectrum projector or overhead projector. Make a spectrometer. Show how light is affected by color. High-energy grating, 100x more efficient than acetate, produces a spectrum bright enough to see in class. Polyester plastic sinusoidal shape places most light in the first order image and produces a 23.5° dispersion angle and groove separation of 19,050 lines/inch (750 lines/mm) - wavelength of 550nm.

- | | |
|----------|---|
| 614-0065 | 1 mounted sheet & filters (4.75 x 4.75") |
| 614-0066 | 2 sheets, 5.5 x 5.5" |
| 614-0067 | 1 roll, 6' x 5.5" (13 squares - 5.5 x 5.5") |
| 614-0068 | 10 slides, 35mm glass slide mount |
| 614-0070 | Single slide, 35mm glass slide mount |
| 614-0075 | 1 sheet, 5.5 x 5.5" with 4 color filters |



Putting
Science First
since 1960

654-0095

3-D Constellation Kit (Project STAR PS-06)

When you view our photo plates from 22" away, the stars look as if they were overhead. String beads to the plates to show not all stars are the same distance away. **Includes:** 4 photo plates (Ursa Major, Cassiopeia, Gemini, Orion; 250 orange beads (3mm diameter); spool of thread; 10 washers; instructions.



654-0150

Heifetz Planisphere

Our innovative, pre-assembled planisphere shows undistorted images of the constellations along its periphery. Simple and understandable drawings make the constellations easy to recognize. Made of durable plastic with a clear window, this is a reusable way to show all the stars for a specific time and latitude. 8-3/4" diameter, 30° N.



654-0160

Precession of Equinoxes

Determine the past, present and future as told by the position of the stars, specifically for the Southern Hemisphere. Our unique device reveals which stars are visible at any hour and day. Durable plastic, 10" diameter, 30° S.




654-0015

Astrolabe

Study the sky the way the sailors did!

Duplicate the discoveries of yesteryear with our economical device. Make scientific measurements of declination, altitude, and azimuth of celestial bodies to determine latitudinal position or observe the motion of the earth. Also measure the slope, strike and dip of the geologic features around us. 15 x 18cm with instructions on product.



653-3115 •

Planet Scale Model

The planets have long puzzled the ancients, were they gods or omens? Today we know they are remnants of the formation of the solar system varying from small rocks to Jupiter. While your students may have seen pictures, it can be difficult to "put it in perspective." Which is where our model can help! Using Mercury as the benchmark, we have cut each planet "to scale" out of lightweight, durable ABS plastic. Reusable pieces range from 1" to 29" in diameter; each planet is labeled. With holes to hang as a mobile. Instructions. • *Ships oversize.*



10250

Moon Phase Demonstrator

Where and when does the Moon appear in the sky when it has a particular phase? When does the Moon rise and set in relation to sunrise and sunset? This device helps students answer these questions by showing how the Moon's appearance changes over a period of one month. A phase of the Moon is selected by turning the front disk, which correctly places the relative position of the Sun. The Earth's rotation is simulated by rotating the disks together from sunrise to sunset, illustrating the relative paths of the Sun and Moon. The rear disk is screened with a visualization of the perceived shape of the Moon throughout the cycle of its phases.

Astronomy - Navigation



U020

Season Modeling Globe

A smoked acrylic box houses this mechanical simulation of the solar illumination of the Earth. With a tilted 6" globe and a built-in calendar protractor, it is easy to set the hourly situation throughout the year. Study seasonal changes, positions of sunrise and sunset, Solstices and Equinoxes.



U010

Blue Planet Globe

This 16" globe, with its internal illumination, simulates the Earth's daily rotation and seasonal changes within a 6-minute cycle. Between daylight and darkness there is emphasis on the Polar regions, the current position of the sun and significance of the Arctic and Antarctic Circles. Smoked acrylic housing shields against distracting illumination.



653-8020

Milky Way

You are here - find the spot!

Clarify the relationship of the earth and our galaxy with this beautiful, intricate transparent model. Accurately locates and names the spiral arms, our sun, our solar system, and major star clusters. Illustrated booklet.



657-2210

Write-On Globe

Color code the ancient empires of extinct civilizations. Trace the trail of Lewis and Clark. Chart the discovery of the Nile. Our write-on globe has many uses. **Includes:**

- 35.5cm diameter bright white globe
- Major political boundaries in black
- Major rivers in blue
- Dry-erase marker (wipes with cloth), stable plastic stand, instructions




653-8012

Celestial Globe

Our transparent, four color globe is perfect for identifying stars and constellations. A 75mm earth globe is mounted within the center of the 300mm sky globe and can be rotated to align a position on the ground with a position in the sky. The 3D format lets you conceptualize your position from the outside in, helping you understand the movements of the earth relative to the starfield.



Radioactivity



612-1055

Accent Science™

Energy Transfer Kit

Explore the secrets of heat transfer by filling one container with warm and the other with boiling water. Place thermometers in each to study heat lost and gained. **Includes:** 3 containers with insulated lids; U-shaped copper bar; instructions with worksheets and teacher pages. *Needs 2 thermometers.*



612-1265

Accent Science™

Radiation Cans

How can color influence the rate of absorbing and radiating energy? Fill these two metal cans with cold water for absorption, hot water for emission. **Includes:** black & silver (or white) cans with one-hole cap for thermometer; instructions. Color can vary. *You need thermometer, heat.*



611-1125

Accent Science™ Air Pressure Kit

Everything needed to study air pressure!

- Magdeburg Hemispheres
- Weight of Air Cylinder
- Vacuum Lifter; Hand Vacuum Pump
- Force Pressure Cups
- Breaking Board Paradox
- Instructions tied to National Standards



16215

Heat Transfer

Observe and measure the transfer of heat by an aluminum bar between two water samples of different temperatures. Two insulated containers have foam lids and mounted thermometers.



16225 Single

16226 Class Set

Thermal Radiation

Investigate reflection and absorption, using a 100 W incandescent lamp as energy source. Two metal cans, one black one shiny, have a thermometer mounted in an insulating cap. When placed an equal distance from the lamp, what do you observe? Class set has enough for 8 students.




32840

Radiation Can

Investigate the absorption and radiation of energy on different surfaces. Fill both cans with water and place a thermometer in each. Observe how temperatures respond differently in the black and silver cans when exposed to light. Also investigate rates of cooling.

Meteorology



16220 Single

16221 Pack 15

Psychrometer (Singly or Pack 15)

Determine dew point and relative humidity with this easy to use kit. Correlate with other instruments to study weather. **Includes:** two thermometers, a handle, wet bulb wick and psychrometric chart.

652-1110

Hygrometer

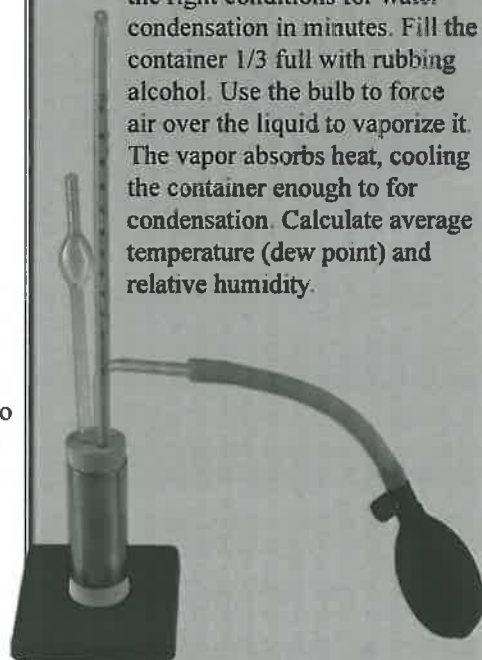
This stationary hygrometer is a 19th century device that uses evaporation to determine relative humidity. Included are two thermometer bulbs: one wet, one dry. When the wet bulb cools due to evaporation, the difference in temperature between the two bulbs is used to calculate relative humidity. **Includes** instructions.



652-1000

Dewpoint Apparatus


Don't wait all day for the weather to change. Create the right conditions for water condensation in minutes. Fill the container 1/3 full with rubbing alcohol. Use the bulb to force air over the liquid to vaporize it. The vapor absorbs heat, cooling the container enough to for condensation. Calculate average temperature (dew point) and relative humidity.



612-0015

Solar Hot Water Demo

Show how the sun can heat water cheaply and effectively. Our black ABS plastic sheet absorbs heat from the sun. Tubing runs through a carefully cut groove, zig-zagging to increase the total amount of water it can hold. As the panel heats up, the water inside does likewise - up to 90° in direct sunlight! **Includes:** valve to prevent leaking, kickstand, syringe for filling tubin ; instructions. Generous 10 x 16" panel.



612-0003

Solar Furnace

Did you know temperatures can reach over 150° C in sunlight? Try it with our 31cm diameter parabolic reflector. It concentrates sunlight on a black-colored copper cup. Try using it to pop popcorn!



Meteorology



652-1015

Weather Station Box


Protect your instruments from the elements. Our triple painted weather instrument box holds thermometers, hydrometers and more. Excellent for GLOBE program. 23 by 11 by 9". Includes 2 keys.



800

Wind Generator

Study the interrelationship of aerodynamics, motion, and electrical power production. Six fully adjustable vanes make a 36-cm diameter circle and are coupled to the generator through a 4:1 drive train DC output is monitored with a variable intensity bulb or with a voltmeter connected to the binding posts provided.



652-1025

Wind Generator

Study aerodynamic transfer with this "new" old favorite. Connect to a DC generator and light bulb to show electrical output. Clamps to a lab bench. Includes: 12 colorful plastic vanes, balanced tail, clip leads, instructions.



652-1010

Anemometer

Colorful working model is sensitive to breezes as slight as 2 mph (3 kph). Since it rotates at speeds 1/6 that of the wind velocity, wind speeds can be determined quantitatively by counting rotations. Includes: four plastic molded cups, 3 black, 1 red; low friction axle; sturdy plastic base; instructions.



652-1020

Wind Vane

The wind may not always be at your back - but you'll know its direction. Plastic base and sturdy post support a cone bearing sensitive to the slightest wind. Place "N" at north and read the direction.




673-0090

Accent Science™ Water Cycle Kit

Find out why clothes dry on the line and a can of cold soda is wet. Create dew and measure the dew points of air. Study frost and learn how humidity affects dew points. Includes: 16 thermometers; 8 aluminum cans; 16 sample containers with slotted caps; sponge; spoon; 8 plastic plates; instructions & Journal Pages.

Geology



32290 Single unit

32290-C Set of 10

Coriolis Effect

(Singly or Set 10)


This demonstrates that the Earth's rotation causes linear motion to be perceived as curvilinear motion, and is different in the Northern and Southern hemispheres. A ball can be launched from the center or from the edge of the rotating disk, leaving a carbon track on white paper. Meets ESCP standards.



653-9015

Magnetic Earth

This is a great demo of the earth's magnetic field. Use as is or place on an overhead projector to show the whole class. Iron filings are suspended in oil to align to the field of the included magnet.



615-0400

Polar Reversal Model


Geomagnetic reversal - the switching of magnetic north and south poles - is a mysterious phenomenon. With our board and a compass (not included) you can demonstrate the sudden reversal in polarity in earth's magnetic field!



653-3045

Economical Coriolis Effect


Demonstrate the apparent tendency of a moving object to deflect as viewed against a rotating surface, such as an airplane moving across the globe. Drop a ball while spinning the platform and watch how it deflects. **Includes:** turntable, launching mechanism, steel ball, carbon paper. Instructions.



651-6350

Fault Simulator

Need a tactile way to feel the motion of transverse faults and earthquakes? Who could "fault" that? This unusual lab consists of two durable plastic plates with sliding tab connections. Show how two tectonic plates slide against each other, generating friction. Simulate the mechanism that causes an earthquake. At the first hint of lateral motion, they slide past one another rapidly. Instructions.



651-6330

Fracking Model

Natural gas is essential for our current electrical grid. The most effective new extraction technique, "fracking", is controversial. It involves drilling a horizontal hole at great depth, injecting sand and fluids at high pressure, and shattering rocks to allow gas to escape. Our plastic model shows the basic structure of a modern natural gas well with the relative position of the surface, gas layer and aquifers. Unique way to start a discussion on energy. Use as a stencil to draw your own pictures.



Geology - Stream Table

Stream Table features:

- ABS plastic construction
- Clear acrylic sides
- Integrated reservoir with sediment trap contains pump
- Five water jets produce five fully adjustable streams
- Integrated prop holds table at different angles
- Folds for storage. 48 x 20"



Putting
Science First
since 1960

651-6215 •

Stream Table

Stream tables are an essential part of the earth science class for the study of erosion, sediment deposition, and the behavior of rivers and lakes. Use them to unfold these processes inside the classroom at an accelerated rate - easier than observing a real river over the course of decades.

Until now, however, there's been little choice in features or affordability in a stream table. That's why we're proud to introduce the most advanced system to be found anywhere, at a price you won't believe! With our integrated design, set-up is a breeze - simply add water, turn on the pump, and teach!

A generous 48 x 20" in size, our rugged ABS device features five water jets, not the usual one. One water jet yields one piddly stream, while many jets form tributaries that make rivers, just like the landscape around you. The reservoir contains a sediment trap to prevent particulates from clogging the pump. The integrated prop holds the table at several angles, and the clear acrylic sides allow views of sediment layers. A removable dam creates a lake to illustrate how sediments form deltas. Fully watertight. Folds for storage.

• Ships oversize.



32200 Single

32210 Class Pack (15)

Contour Model Kit

Learn to draw contour lines and how to indicate elevations on a chart or map. By immersion in water, the model of Mount Capulin allows the shape of earth surface features to be displayed in two dimensions using hand drawn contour lines.



651-6300

Volcano Model


Simulate a volcanic eruption with vinegar and baking soda without the mess. Our sturdy plastic tray catches "lava" runoff and washes clean in the sink. A small tube (not included) fits snugly inside the "volcano" to hold the materials that "explode". *You need disposable tube.*

Water Sampling - Air Sampling



3-190-E25 Wash Bucket

For sorting samples taken with Mighty Grab™ and other samplers. This heavy-duty plastic bucket has a stainless steel wire cloth bottom in 500 micron mesh, reinforced with hardware cloth and welded to a stainless steel ring.



3-122-N30 Aquarium Net (Pack 12)

It's cheaper by the dozen. These fine-mesh nets are great for student field studies or your personal fish tank, they feature an extra-strong, three-ply, vinyl-covered handle. 3 x 4" in size.




3-168-A10 Sludge & Tank Sampler

Ideal for sampling settled solids in liquids. A float valve opens when the sampler is lowered and closes when pulled up. Made of 3/4" diameter plastic pipe with screw-type fittings, it comes in three 5' sections for a total of 15'. Holds 3 oz per foot.



15000 Air Sampler

What's in the air you breathe? A high efficiency filter draws air at a calibrated rate so you can determine its total mass in milligram for chemical and radioactive tests. 40cm tall, 115 VAC 60 Hz indoor-outdoor operation. **Includes:** filters, manometer.



15010 Economy Water Sampler

No tangled lines with this efficient, economical sampler. A single line deploys and triggers the sampler from any depth in lakes, rivers, or ponds. The flow-through design allows a valid sampling for measuring temperature and water quality. A 14 meter line is supplied. 1.5 liter capacity.

See pg. 16 for
Fieldmaster®
Water Samplers



Soil Testing - Field Equipment

3-181-A10

Invertebrate Lab Starter Kit

Everything you need to start out right.

- "Critter Pickin™" pan
- Clear glass vials, set of 12
- Hand lens
- Lab scoop and probe
- Entomological forceps
- Basic instructions



Everything is reusable!



32910

Screen Sieves

Separate and grade dry soil samples into five different size ranges.



Includes: cover, solid bottom, 4 stacking sieves with #6, #20, #40, & #100 wire mesh screens.

*See pg. 21 for
Fieldmaster®
Screen Sieves*

622-6140

Clinometer

Easily calculate the height of any tall tree or building. Simply aim, squeeze the trigger and view the angle of inclination. Instructions on product.



623-1050


Colony Counter

Microorganisms are far too small to count with the naked eye. However, many join to form visible colonies, which can be counted with a dedicated device such as ours. **Includes:** backlit counting surface, ergonomically angled; counting grid with 1cm grid distribution in "x" pattern; instructions.

624-3010

Gravelometer (Size Analyzer)


This can grade or measure gravel and small cobble more accurately than a ruler with 14 square holes of common sieve sizes. Scale in 10mm increments along one side can measure up to 310mm. 13.5 x 11" (34 x 28cm). Lightweight, portable. *



32805

Quadrat Kit

Two calibrated transect lines and a quadrat make this classic field-sampling device. Used to ensure uniform sampling per square meter, it can be assembled into one square (1m on a side), or two (0.5m on a side). Disassembles easily for storage. With 20m calibrated line.



Water Testing Kits



15030

Groundwater Demonstration Kit (5 groups)

The study of ground water is an important national subject. Visually demonstrate the relationships between ground water, water tables, ponds, wells, salt marshes, & estuaries. Graphically track the distribution of pollutants. Describes a raindrop's journey from the clouds to the ocean and life in and around an estuary. Five student groups can use the various kit components simultaneously.

Test for:

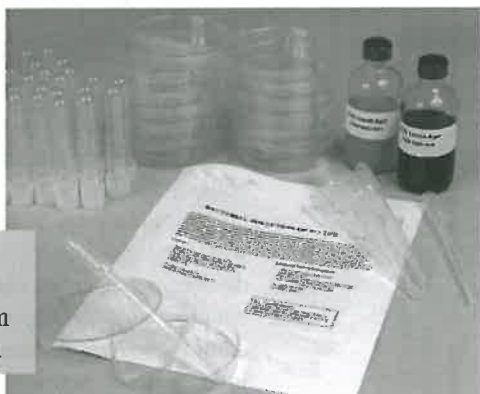
- Phosphate • Chloride
- Lead • Oil
- Bacteria



5700

How Clean is the Water

Water pollution is a major public issue today. This kit allows students to test local water samples for pH, available phosphate, chloride and lead concentration, oil determination and bacterial contamination. Use in a demonstration, or in small groups, or in three repetitions. Requires two 45-minute class periods and 3-4 days of observation.



Test for:

- e-coli
- Coliform
- Bacteria

1400

Bacterial Pollution Kit

Test for coliform bacteria in water using a sterile culture medium that is ready to heat and sterile Bi-Petri Dishes. The kit provides for the detection of E.Coli (human and animal enteric bacteria) and total bacteria in up to 20 natural water samples, and requires one 45-minute class period.



1500

Chemical Pollution of Water (For 4 groups)

Trace chemicals in water are a serious problem to human health and are routinely monitored. This kit allows students to perform tests for pH, copper, sulfates, nitrogen compounds and oil. Three unknown solution mixtures are supplied for use in independent student determinations. Enough materials are provided for four groups of students over a minimum of two 45-minute class periods.



5500

Environmental Test Lab

Our kit includes extensive tests for evaluating both water and air quality. Test for dissolved oxygen, water hardness, pH, phosphates, chlorides, lead, hydrogen sulfide, air particulates, gaseous pollutants and rain water chemistry. The kit allows for three repetitions of the testing of local environmental conditions. Use for demos, small groups and individuals.



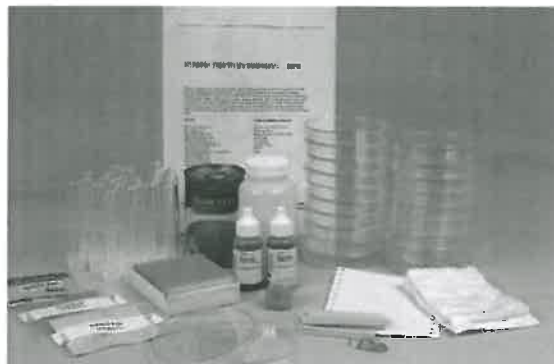
Microorganism and Soil Testing Kits



5800

How Clean is the Soil

Investigate, observe and characterize the nature of soils. Study chemical composition and the microbial community. Although this kit makes a great demonstration, it is also good for small groups, or for several repetitions for an individual. investigator. Needs two 45-minute class periods.



1900

Intro to Microbiology (12 pairs)

Twelve pairs of students will spend one 45 minute class period and then four or five days of observation of cultures of microorganisms using sterile techniques with the prepackaged media and growth containers in a close examination of mold yeast, bacteria, algae and protozoa.



2000

Chemical Composition of Soil

Permits students to perform chemical determinations on locally derived soils to determine percentage of water, organic content, pH, and the presence of calcium, carbonates, magnesium, phosphates, sulfates, potassium, nitrate, ammonium and iron. Provides an accurate profile of the chemical nature of the soil.



2100

Microorganisms in Soil (12 pairs)

Culture soil samples from local sources to observe the nature of soil microbes; investigate nutritive and non-nutritive components in soil samples. Enough for 12 pairs of students for one 45-minute class, to be followed by observations over 3-4 days.



2500

Thermal & Chemical Pollution (For 12 groups)

Use yeast to represent oxygen consuming microorganisms or animals and study the effect of temperature on biological oxygen demand and dissolved oxygen, as relates to the organism's metabolism. Also investigate chemical pollution by direct poisons (lead ions) and indirect (phosphate ions) on water organisms. Requires two 45 minute class periods, and 2-3 days of observing results.

Dialysis Tubing - General



663-0661 pH Meter
3-4105-A55 Calibration solution

pH Meter

0-14, 0.1 pH resolution. ± 0.1 pH unit accuracy.
0-50° C. 2 point calibration



Science First® has 44,000 square feet of manufacturing and machining capacity located off the first exit off I-95 in beautiful Northeast Florida



663-0670

Thermometer Rack

Use this nifty rack to protect your thermometers or magnets. Handy slots of 3 sizes hold a variety of equipment. Unbreakable 1-piece construction.

Thermometers not included




663-0666

Probe Caps™ (Pack 4)

4 colorful, different-size plastic caps fit most 100 - 1,000mL beakers. Holes in caps hold probes upright

Beakers, probes & thermometers not included



Our proprietary customized machine allows us to make small rolls of dialysis tubing in the configurations you need.

Dialysis Tubing

The semi-permeable membrane, created from a natural source of cellulose, allows passage of particles up to 14,000 molecular weight standards. Each length is packed in heat-sealed plastic bags to prevent contamination.

In biochemistry, dialysis is the process of separating molecules in solution by the difference in their rates of diffusion through a semipermeable membrane, such as dialysis tubing. Dialysis is a common laboratory technique that operates on the same principle as medical dialysis. In the life sciences, the most common application of dialysis is for the removal of unwanted small molecules such as salts, reducing agents, or dyes from larger macromolecules such as proteins, DNA, or polysaccharides. Also for buffer exchange and drug binding studies.

	Width	Length
2842	3/8 inch	10 feet
2844	3/8 inch	50 feet
2846	3/8 inch	100 feet
2852	1 inch	10 feet
2854	1 inch	50 feet
2856	1 inch	100 feet
2862	1 5/16 inch	10 feet
2863	1 5/16 inch	15 feet
2864	1 5/16 inch	50 feet
2866	1 5/16 inch	100 feet
2872	1 3/4 inch	10 feet
2874	1 3/4 inch	50 feet
2876	1 3/4 inch	100 feet
2882	3 inch	10 feet
2884	3 inch	50 feet
2886	3 inch	100 feet

General



679-0150

Kalah Board

Here's the western version of the ancient game of mancala, played in Ethiopia since the 7th century! You win by capturing more "seeds" than your opponent. Start with 3 seeds in each compartment and work your way up to 4 and 5. Strategy is key - you will need to plan 2 to 3 moves ahead. There is absolutely no element of chance involved, making it different from many board games. We include plastic board with molded pits and numerous small blue plastic "seeds". With instructions.

Putting
Science First
since 1960



679-0100

Tower of Hanoi

Bring the classic puzzle to life. Moving only one disc at a time, transfer the entire tower from one pole to another. No disc can be placed on a smaller disc. Compete to see who can solve the puzzle in the fewest moves.



16250

Elasticity of Gases

This is ideal for gathering data to support Boyle's Law. **Includes:** cap to seal the calibrated syringe; packet of lubricant. Add series of uniform masses (such as books) to the top platform, read the corresponding volume on the way down and back up to determine an average value, then then plot pressure versus the reciprocal of volume in search of a straight line.



611-2300

Boyle's & Charles' Law

The discovery of the Gas Laws dates to 1662, but it needn't take long to understand the concepts. Verify Boyle's and Charles' Law accurately with this clever design.

Includes: syringe; 2 round wood blocks, one with slot for syringe; instructions. *You need weights; calipers; beaker; thermometer.*



671-1100

Function Generator

Learn about mathematical functions with instant feedback. Link facts and concepts in a meaningful way. Have students quiz each other to prepare for tests. Make guesses on sturdy whiteboard dry-erase cards and feed them through the in/out slots. **Includes:** two stands; cover that doubles as a base.



615-3165

Lightning Leaper™

Even electricity follows the path of least resistance. Connect our insulating plate, with incomplete metal path on its surface, to a Van de Graaff. Watch the electricity leap over each gap! 10 x 20 cm. 2 binding clips. Instructions.



Electrostatic - Van De Graaff

Create your own lightning! Science First® Van de Graaff Generators have delighted students for decades. Named after the inventor Van de Graaff, a physicist of German descent, this machine produces low-amperage static electricity that can be "shocking" but perfectly safe. Two different pulleys inside a plastic column create and carry a static charge up to the metal globe. You can draw out this static charge in a burst of lightning - or you can set each hair on your head on end! Our instruction booklet tells you how to raise hair; produce lightning and electric wind; experiment with St. Elmo's fire or electrostatic attraction and repulsion.



- 615-3130** ● 400 KV (negative collector) .
- 615-3132** ● 400 KV (positive collector) .
- 615-3145** ● 500 KV - our largest (negative)

Large Van de Graaff

- Spectacular 400 KV potential (500KV with supersized collector, available separately!)
- 90 cm high. No shock hazard
- Sparks up to 8" (20cm) in humidity up to 90%
- 10 microamp output - fast yet safe
- On/off switch with ground terminals
- Pairs with **615-3135** discharge wand (*page 146*)
- Fully assembled with spare neoprene belt
- Highly polished, seamless 32cm (12.5") globe
- Transparent butyrate column resists static
- 220 volt versions on special order (export only)
- *All ship oversize at additional freight charge.*
- 615-3145** includes giant collector (44cm/ 17.5" diameter)



615-3140 ● .

Hand-cranked Van de Graaff

- 300 KV potential (arcs to 5" - 12cm)
- Polished, seamless 25 cm (10") globe
- 40 cm (16") wand with plastic handle
- Includes electric whirl and electric plume
- Adapter for attaching accessories
- Hand cranked and safe for all ages.
- *Ships oversize at additional freight charge.*



615-3100


Small Van de Graaff

- 200 KV potential
- Arcs to 5" (12cm)
- 45 cm high, 18 cm (7") diameter globe
- Operates in humidity up to 90%
- Spare neoprene belt
- 4.5cm diameter transparent column
- Pairs with **615-3115** Discharge Wand (*page 146*)
- 220 volt versions on special order

Van de Graaff Parts

- 615-3220** Globe, large
For 615-3130 (31cm diameter)
- 615-3225** Globe, super
For 615-3145 (44cm diameter), page 14
- 615-3110** Belt, small
For 615-3100 (1.9 x 64cm)
- 615-3185** Belt, large
For 615-3130 (5 x 114cm)
- 615-3180** Belt, crank
For 615-3140 (5 x 96cm) - white belt to dome
- 615-3141** Belt, crank
For 615-3140 (5 x 96cm) - belt to crank
- 615-3235** Upper comb
Large, For 615-3130

Good for science fairs!



PHYSICS

Electrostatic



615-3125

Foot Switch

(110 volt only)

Start and stop your Van de Graaff with a press of your foot. Experiment at a comfortable distance - no static discharge.



615-3225 ●

Supersized Collector (440mm - 17" diameter)

This giant globe packs a real wallop when placed atop your 615-3130 Van de Graaff. Because the voltage is dependent upon the globe's size, this upgrades your machine to a potential 500KV. One piece, seamless, highly polished sphere is made of stainless steel. Mirror-smooth surface has few flaws to drain the electric charge. ●
Ships oversize.



615-3150

Discharge Wand

Hand-held Mini Discharge Wand

10.5cm diameter stainless steel sphere mounted on a 40 cm insulated plastic rod. With banana plug and alligator clip.



615-3135



615-3115

615-3115 For 615-3100

615-3135 For 615-3130

Discharge Wand

Stand-Alone Discharge Wand

Bring the power of a lightning bolt into your class. Here's an easy yet dramatic way to discharge Van de Graaffs in full view. **Includes:** heavy cast iron base, PVC support rod, 18cm diameter aluminum globe, and attached clip lead to connect to ground terminals on Van de Graaff bases. With instructions. Can also be hand held.

Good for science fairs!

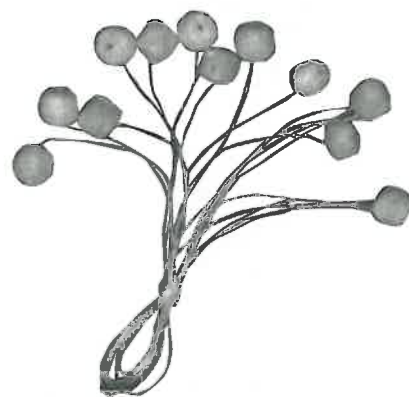


615-3205

Leyden Jar

Charge it with your Van de Graaff!

Dissectible jar holds a charge for hours and proves that a charge is stored in the insulator, not metal. After charging, remove conductors to measure the charge. **Includes:** 2 aluminum cans, polystyrene dielectric, electrode with ball terminal, instructions.



Pith Balls

Use with electroscopes or Van de Graaffs to show electric charge. 7mm dia. Texture, color may vary.

615-3045 Threaded (Pack of 6)

615-3050 Unthreaded (Pack of 12)

615-3055 Conductive, threaded (Pack of 6)



615-3120

Foot Stool

Stand on our plastic stool to insulate yourself while using Van de Graaff generators. *Style varies.*

Electrostatic

615-3172

Ball & Snake

Show the shape of an item affects its ability to hold an electric charge. The conductive ball hovers in the air near a Van de Graaff while the Mylar™ ribbon is attracted, touches, and then snaps back. With non-conductive handles and instructions.

615-3116


Mylar™ Foil

3 long strands repel each other when taped to a Van de Graaff generator globe.

615-3175

Neon Wand


Glow bright red near a Van de Graaff. 24cm long.



615-3170

Electric Fields


Show the lines of an electric field produced by a Van de Graaff or Wimshurst Machine. Transparent for use with an overhead projector. Fill the dish with oil and mount electrodes just beneath the surface. Sprinkle iron filings and connect to show the patterns created. **Includes:** bottle of oil; 2 parallel charge electrodes; 2 point charges; 2 round field electrodes; iron filings.



615-3155

Volta's Hailstorm

The tiny balls inside our transparent cage bounce wildly near a Van de Graaff. Demo electrostatic charge, Coulomb's Law and a method of smoke control. **Includes:** ball terminal to attract electric charge; tiny polystyrene balls; transparent cage on a sturdy base, instructions.



615-3160

Static Spinner™

Detect an invisible electric wind from a Van de Graaff! Since pointed objects carry more electric charges than spheres, the spinner rotates rapidly in its vicinity. **Includes:** metal base, 9" (23cm) diameter spinner on cone bearings, and instructions.

Use everything on this page with any Van de Graaff




Electrostatic



615-0185 Dip Needle

Our highly sensitive rotating compass mounts on a horizontal rod with low-friction bearings. Use horizontally as a normal compass or vertically to measure the declination of the earth on our 360° scale. We've even added a second scale to measure the exact angle at which the needle tilts. Ours is the only dip needle that includes banana jack connections on the gimbal. This allows you to electrify the gimbal, which will deflect the needle, providing another avenue of experimentation entirely.



615-4125 Variable Plate Capacitor

Investigate the $Q = C \cdot V$ relationship with our simple device, so named because the two plates can be moved closer or further away from each other. The farther the plates are from each other, the less electricity can be stored, as the capacitance increases when the distance between the plates decreases. Consists of two smooth plates mounted on insulated supports that slide along an extrusion. The distance between the plates can be controlled with an adjusting knob. We include leads for attaching to a multimeter. Instructions include experiments. *Needs multimeter, banana plug cables, power supply, calipers.*



615-3245 Hollow Cylinder

Show that an electric charge lies on the outer surface of a charged body. Our metal cylinder mounts on an insulating rod attached to a stable base. Lightweight balls hang by threads above and inside a short tube. When the tube is charged, the balls touching its outer surface are also charged, but those inside are not. With instructions.



615-3162 Electric Plume


Need a way to demonstrate electrostatic repulsion without a model? This "head of hair" makes a good substitute. Attach the suction cup on the base of the plume to the globe of the Van de Graaff generator. Turn on the machine and watch each strand of "hair" stand away from each other. The reason, of course, is that each strand has the same electric charge and repels its neighbor. With instructions.



615-3072 Dual Purpose Electroscope (Malvern)

This has an aluminum case with 4mm socket, ground terminal and gold leaf support insulated by PTFE. It includes a scale to measure the deflection of the gold leaf when static electricity is induced, making it a quantitative device. Design consists of two interchangeable electrodes, a disc top plate and a metal hook. Includes internal transparent scale divided 0 to 90° x 10° on the rear glass wall. With instructions and gold leaf.

Electrostatic

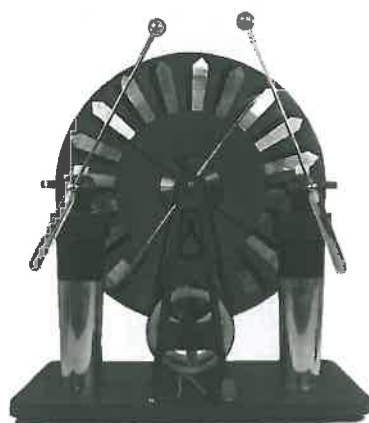


615-4670

Jacob's Ladder

The Jacob's Ladder, or climbing arc, is a fascinating depiction of the power of static electricity. A power supply creates a powerful voltage potential (15kV) between two brass electrodes, which ionizes air and turns it into a plasma. The plasma is conductive, allowing an electric arc to form and complete the circuit. The arc dances up the electrodes, carried by rising convection currents.


What makes our model so safe? Because the electrodes slant outwards, eventually the distance between them is too great to sustain the arc, which dies, only to form again at the bottom. The electrodes are shielded by a sturdy polycarbonate tube, which is extra long to prevent students from reaching into it. A lid allows hot air to escape but prevents objects from being inserted into the tube. Each electrode is capped with ceramic to ensure the arc is extinguished, while a built-in fuse prevents overloads. The maximum current is 3 microamperes, insufficient to cause injury.



615-3190

Wimshurst Machine

Generates static electric charge at higher current (lower voltage) than Van de Graaffs. Two high-resistance plastic discs with metal sections rotate in opposite directions with a hand crank, producing strong opposite charges. Adjust electrodes and Leyden jar capacitors for higher potential. Fully assembled. Plastic base.



Lichtenberg Figures (Great gift for the technical hobbyist)

What happens when you bombard clear acrylic pieces with electrons from a linear particle accelerator? You create beautiful, one-of-a-kind sculptures we call "captured lightning." Each branching, tree-like or fern-like pattern, encased in crystal clear acrylic, is unique. Instructions describe how they are made.

- 2 x 2 x 3/4" - square polished edges and edge or interior dendritic pattern
- 4 x 4 x 3/4" - square polished edges and edge/interior dendritic/bushy discharge
- 4 x 6 x 1/2" - dense branching vertical tree with square polished edges


615-3264 2 x 2 x 3/4"

615-3260 4 x 4 x 3/4"

615-3262 4 x 6 x 1/2"

PHYSICS

Electrostatic



32380

Friction Rod Kit

This collection of standard and modern materials is for investigating the properties of static electric charge by rubbing three choices of rods with three choices of fur and fabric.. **Includes:** one glass rod, two plastic rods (delrin or PVC), one plastic rod (acrylic, clear), one square of silk or nylon cloth, one square of cotton cloth, one fake rabbit fur.

615-3015

Friction Rod Kit

Study electric charges. **Includes:** 3 rods, 200mm long (glass, acrylic, hard rubber); 3 fabric pads about 30 x 30cm (cotton, faux fur, silk). Instructions.

Friction Rods


615-3020 Acrylic Friction Rod (10 x 200mm)

615-3025 Polystyrene Friction Rod (10 x 200mm)

615-3030 PVC Friction Rod (10 x 200mm)

615-3035 Nylon Friction Rod (10 x 200mm)

615-3040 Faux Fur Friction Pad (15 x 15cm)



615-3085

Electrostatic Demo Kit


Charge electroscopes, show electrostatic attraction, study Faraday's ice pail experiment and more! This kit contains everything needed for home or school fun. **Includes:** 2 electroscopes with flasks; 2 ball and disc terminals; Faraday cage; 6 friction rods, labeled; electrophorus with charge plate and handle; neon lamp; ice pail; acetate and polyethylene cloth; charge transfer ball; conductive ball; pack of pith balls; mounted point; instructions.



612-0002

Franklin's Bells

Benjamin Franklin famously used this to detect approaching thunderstorms. When near static electricity, the metallic ball will oscillate between the bells, producing a clear ringing.



615-3240

Electrophorus

Complete your electrostatic set! Demonstrate charge transfer with our electrophorus. **Includes:** 15cm square charge plate, disk terminal with handle, faux fur and instructions.



615-3095

Faraday Cage Kit

Demonstrate that a charge cannot exist inside a conductor cage. Study the lightning rod effect. **Includes:** cage with stand and cover; mounted point; instructions.




Electrostatic



615-3080

Pith Ball Electroscope

Charge a friction rod and bring it close to the hanging balls. Watch the balls diverge or collapse. **Includes:** plastic base, 3.5" (9cm) square; metal rod with hook; 2-pack conductive foam balls with strings; instructions.



14435

Round Electroscope

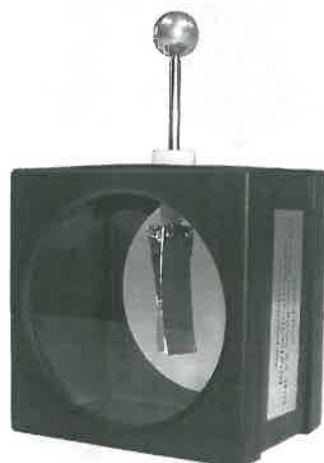
Ideal for student experiments, this can make quantitative measurements of electric charge, study the photoelectric effect, and investigate the behavior of conductors and insulators. A sensitively balanced armature provides twice the deflection of simple leaf electroscopes.



615-3005

Positive/Negative Electroscope

Determine the net charge on your statically charged objects. Works with friction rods. Red button is positive; green button is negative. *Not* for use with Van de Graaffs due to its extreme sensitivity. *Needs one 9V battery*



615-3078

Electroscope

615-3065

Foil Leaf, pack 4

Metal Electroscope

Invented by British physician William Gilbert around 1600, this class version of the early electroscope detects the presence and magnitude of an electric charge and shows how two similarly charged objects repel. Features aluminum case with glass sides and sensitive aluminum leaves on hooks.

Includes: die-cut leaves, 2; hanger; two glass panels; ball terminal; insulator; instructions.

Putting
Science First
since 1960



615-3070

Electroscope (Flask & Proof Plane)

This consists of a metal rod attached to a rubber stopper inside a 250mL flask. The foil leaves suspended from the rod separate when the terminal is electrically charged.



615-3075

Electroscope Kit

Detect and identify electrical charges and experiment with electrostatic induction. **Includes:** 2 electroscopes (250 mL flasks), 2 ball terminals, ice pail; 2 disc terminals; instructions.




615-3060

Electroscope (No flask)

Convert your 250mL Erlenmeyer Flask into an electroscope with this device. **Includes:** 2 foil leaves. Replacement aluminum foil leaves available (pack 4)

615-3065 Replacement Foil (Pack 4)

Electricity - Voltaic Cell



Electrodes

665-0300

Voltaic Cell (Complete Student Cell)

Build a safe, sturdy voltaic, coulometer, dry or Daniell cell.

Includes: polypropylene 8-oz cell with low profile and wide base; porous cup; 8 labeled electrodes: iron, aluminum, nickel, carbon rod; 2 each, copper, zinc. Screw-on plastic rim has 2 brass brackets. Instructions.

665-0200

Daniell Cell

Add 8 ounce Mason jar & acids. **Includes:** screw-on plastic ring; brackets; 2 leads; zinc, copper electrodes; instructions.

Electrode Set and Electrode Pack (Set of 10 & Singly)

For for science fairs! **Includes:** carbon rod, nickel; 2 each, copper, iron, zinc, aluminum. 10 x 1.6 cm (except carbon). Large surface to mass ratio. Stamped chemical symbols.

665-0400 Electrode Set, 10: 6 materials

665-0205 Porous cup, each

615-4600 Iron electrode, each

615-4602 Carbon rod electrode, each

615-4603 Nickel electrode, each

615-4604 Aluminum electrode, each


615-4605 Copper electrode, each

615-4606 Zinc electrode, each

Short Electrodes (50 x 19mm)

615-4612 Copper

615-4613 Zinc




14450 Individual Set

14455 Class Set (for 24)

Electrostatic Material


This kit contains two acetate strips, two vinyl strips, six conductive balls, two insulating strips with handles, two squares each of cotton and wool, two aluminum tubes and very fine monofilament. Singly or set of 24.



615-3090

Electrostatic Studies Kit

Make electricity by friction; store and transfer charge; study the electrophorus. **Includes:** electrophorus with charge plate & handle; 6 friction rods, labeled; acetate & polyethylene cloth; proof plane & transfer ball; neon lamp; conductive ball with hook; pith balls; instructions.



14474

Static Electricity Kit

Determine the circumstance and limits for separating electric charge by experimenting with conductors. **Includes:** 5 each: styrofoam pads; aluminum plates; styrofoam cups with holes; plastic straws; threaded, conductive balls; wool cloth; neon lamps; capped tubes with electrode and beads.

You need tape, needle, bags.

Electricity


E-mail Justin Pascoe:
justin.pascoe@sciencefirst.com



665-0215

Copper Plating

Here's a simple way to show copper plating. **Includes:** glass battery jar, copper anode, 2 brass posts, 2 wire connectors with alligator clips, 500g copper sulfate, MSDS & paper clips.



32185

Conductivity Indicator

Powered by two internal C-cells power, this device provides switch selectable indications of the conductivity of materials in contact with the probes. One position allow a milliammeter to give a quantitative indication, the other allows the lamp to give a qualitative one. *Batteries, meter required.*



611-2263

Blinking LED Meter

When both electrodes are submerged in a fluid, our meter struts its stuff. The light stays off if the solution is non-conductive, glows dull red in a weak solution and blinks brightly in a strong conductor.



611-2261

Conductivity Meter

Visually compare conductivity of solutions. Green LED's (numbered 1-10) light up as you dip brass probes into solutions of salt or acid, each depicting a conductivity level.



611-2260 Tester

674-0035 15 Watt Bulb Conductivity of Water Tester

Determine the conductivity of different liquids qualitatively by causing a bulb to glow. No shock hazard due to built-in ALCI. Includes plastic body with recessed electrodes and instructions. Attaches to standard ring stand (not included). 110 volts AC only. *Needs 15 watt bulb, below.*



15080

Conductivity Tester

Test the conductivity of different liquids or the difference in concentration of the same solution with this device. The brightness of an AC powered lamp depends on the conductivity of solutions into which its electrodes are placed. Electrodes are shielded to prevent accidental contact.

PHYSICS

Electricity



665-0230

Electrode Stand


Perform electrolysis of water with our mini marvel with two stainless steel electrodes wired into a molded base. Place small glass tubes over the electrodes, insert in water and connect to a 6 or 9 volt battery (not included). In time, the water will electrolyze into hydrogen and oxygen gas.



615-4098

Worcester Circuit Board Kit


Master electrical circuits at your own pace, without wires. Study series and parallel circuits; heating; rectification; resistance; more. Connections snap into place. Illustrated step-by-step instructions. Sturdy base for mounting components. **Includes:** 12 connectors, 3 battery holders, 10 lamp holders, 2 switches, rheostat, rectifier, resistor, 20 lamps, cables, nails, 3 wire coils, steel wool, copper foil, pencil leads, alligator clip. *You need batteries.*



615-4620

Copper Voltameter


Experiment with electrolysis. Three thick copper plates with brass terminals are suspended from a plastic cover in an inert plastic jar. Weigh the central plate (cathode).



615-4720

Circuit Board Simulator

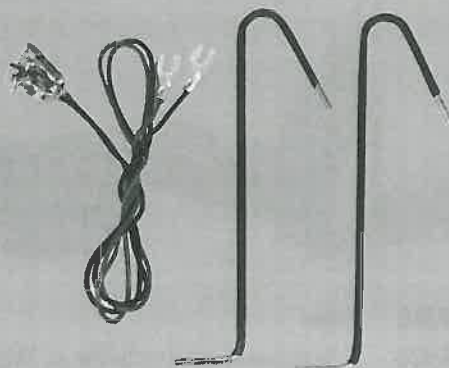
This new way to teach resistance uses water to make child's play of a difficult concept! Pump water through a circuit of tubes of various diameters to demonstrate how resistors work in electronic devices. With stand and instructions.



615-4615

Brownlee Electrolysis

A non-conductive support holds 2 inverted test tubes and 2 large suspended platinum electrodes. With spring clips & black background to view water level. 140 x 203 x 38mm. Instructions. *Needs beaker, low voltage power supply.*



16240

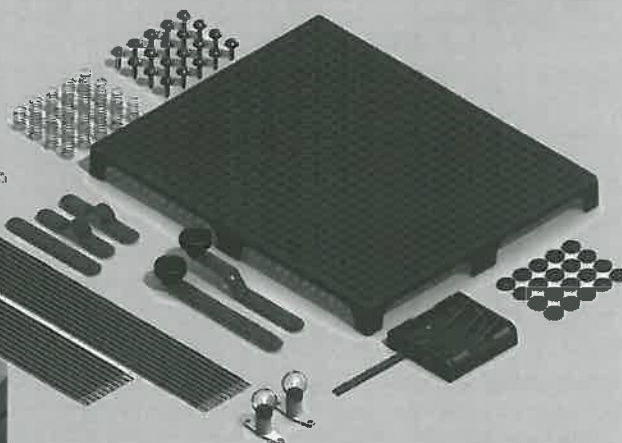

Electrolysis Electrodes

13cm 'J' stainless steel electrodes with permanent insulation are great for decomposition of water and other experiments. **Includes:** two 55 cm leads with Fahnestock clips and spade lugs.

Electricity Kit contains:

- Circuit board base, 5 x 7"
- Battery holder, 4-cell
- Brass strip
- Light bulbs/holders 7
- Clamps, 2; resistors, 2
- Morse code key & switch
- Long/short wires, 10 each
- Springs, 20; brad pins, 20
- Washers, 20
- Fuse, instructions

- Convert electrical energy into mechanical



615-4068

Electricity Kit

Build electrical circuits and learn how to harness the power of electrons for yourself. Investigate switches, series and parallel circuits, lights, short circuits, electrolysis, conductors and insulators, fuses, Morse code and resistance. 20-page instructions walk you through each experiment. Illustrated parts, circuit board layouts & diagrams. *Needs (4) AA batteries.*



615-4695

Energy Transformation

Mini battery-powered winch shows the relationship between gravitational potential energy and electrical. By measuring current and power source potential and lifting known masses through a known distance, you can calculate the mechanical work done and its efficiency. **Includes:** motor on plastic base; nylon thread; hook up wires; metal washers (15); paper clip hanger; instructions. *Needs: ammeter; stopwatch, battery.*



CE Certified

615-4130

Variable Inductance Kit

Inductance is the change in current flowing through a circuit which produces an electromotive force (emf). When it is variable, it has unique applications, such as RF transmitters. Our unit shows inductive reactance by imparting energy loss to a light bulb. **Includes:** copper coil, steel core, crank to slide core, inputs for a power supply, scale marked in centimeters and Henries, and sturdy acrylic housing. *Needs light bulb or multimeter, low voltage power supply, banana plug cables*

Electricity - Resistance

615-4540

Wheatstone Bridge

Use our traditional slide-wire device to measure resistance in a conductor by comparing a known resistance with an unknown. 7.5 x 110cm wood base; meter-long high resistance nichrome wire; terminals; corrosion-resistant nickel-plated parts; double-ended slider; low resistance connectors; 1000mm scale. *Needs DC power supply, galvanometer.*



- Use with Wheatstone Bridge

615-4545

Unknown Resistance Board

Expand upon the concepts taught by the Wheatstone Bridge. Assign each group different "unknowns" which are "disguised". The resistors are wired such that over 360,000 different values can be found. **Includes:** nine 1% resistors 1/4 watt (1-100 kilohm), randomly mounted on a printed circuit board, any two of which can be connected in series. Withstands up to 12 volts.



615-0340

Resistance Coils, Mounted

Show how resistance varies with diameter, length and type of wire. Five coils are permanently mounted on a sturdy base, their wire lengths in two to one ratios to simplify computations. 6 binding posts, instructions. *Needs batteries.* Wire coils include: # 22 copper wire (10m); # 28 copper (10m); # 22 copper (20m); # 28 copper (20m); # 22 German silver (10m). *For ohmmeter or Wheatstone Bridge*



615-4500

Resistance Coils

Show how resistance varies with type, length, and diameter of wire used. The math is made simpler due to lengths of wire used. **Includes:** 8 labeled coils wound on individual plastic spools with 2 brass terminals.



615-4596

Mixed Materials Resistance

Not all metals conduct electricity well - silver, copper and aluminum have negligible resistance, making them efficient electrical conductors, while nichrome, iron, stainless steel and constantan show higher resistance, making them poorer conductors. Calculate the resistivity of higher resistance wires and compare them with theoretical values. By graphing resistivity, see its linear nature.



615-4590

Resistance Board Set

Show resistivity of different gauge wires with 8 different gauge Nichrome wires of equal length. Silkscreened scale on base for easy measurements of the length of wire.



615-4090

Resistor Set

Our fixed resistance set allows you to set resistance to 5, 10, 20, 50, 100 or 200 ohms. Accuracy to 1%.

Electricity - Lenz's Law



32520

Lenz's Law

Drop a magnet and non-magnet through conducting and non-conducting tubes hanging from a spring balance. You'll see that the apparatus is heavier by the weight of the magnet as it falls in the conducting tube (due to the opposition to the eddy currents induced by the changing magnetic field). A novel way to treat the topic of terminal velocity. *Stand not included.*



615-0325

Lenz's Law Spinning Disk

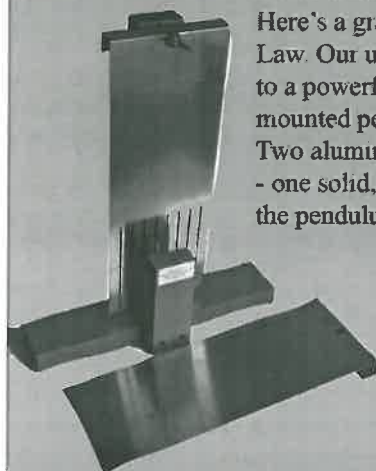
Who says physics needs to be complicated? Here's a simple version of an experiment first described by **Leon Foucault** in 1855. Spin the aluminum disk on the included base. Watch it stop suddenly when the magnet is brought close. **Includes:** Neodymium magnet, aluminum disk, 4" (10cm) diameter with shaft plastic base to hold disk, instructions



615-0335

Lenz's Law Pendulum

Here's a graphic example of Lenz's Law. Our upright block is connected to a powerful neodymium magnet mounted perpendicularly on the base. Two aluminum plates act as pendulums - one solid, one slotted. Students time the pendulum until it stops.



Magnet through wire coil



Magnet down copper tube

612-1276

Eddy Current (Small)

'Conduct' two experiments in one

When slid down a copper tube, a magnet will generate eddy currents. When slid through a wire coil, the magnet induces electrical current that will make an LED glow. We include two identical-looking metal slugs (steel & neodymium); copper tube; wire coil with attached alligator clips and plastic tube; two LED's two O-rings; and instructions.



612-1275

Eddy Current Kit

An eddy current is an electrical phenomenon caused when a conductor is exposed to changing magnetic fields. Study magnetic braking, Lenz's Law, induced current and more. **Includes:** aluminum tube, neodymium magnet and spring scale. Instructions.



615-0330

Lenz's Law

615-7455

Magnet

Lenz's Law (open & closed loops)

This classic device teaches Faraday's Law of Induction and Lenz's Law. Show how passing a magnet through a complete loop causes the device to move. No movement at all occurs when using the split loop.

PHYSICS

Electricity



615-4635

Ampere's Rule

Investigate the magnetic field around a wire. Our heavy brass wire has terminals on a clear plastic base, one 45mm and six 16mm compasses. Arrange the compasses around the rod and turn on a power supply. The change in the direction of the needles will intrigue your class. Instructions.



615-4630

Oersted's Law

Study the relationship between magnetism and electric current in a wire. Our 15cm long permanent magnetic needle rotates freely inside a metal frame that allows current to flow over or under the needle in either direction. With sturdy base, binding posts, and needle mounted on sensitive bearing. Instructions. Needs DC power source under 15V.



615-4585

Gilley Coil

615-4120

Power Supply

Electromagnet Kit (Gilley Coil)

Use the materials in this kit to experiment with magnetic induction in a coil, primary/secondary coils, magnetic lines of force and electromagnetism. Many unique experiments are possible. Needs 6V power supply; galvanometer. Includes:

- Coils vertical plastic saddle blocks, 2
- Alligator clip leads, 2
- Stiff card; iron filings in reusable vial
- Soft iron cores, 5

Did you know?
We are your source for
dialysis tubing



615-0300

Small Lifting Magnet


This nifty little device weighs two pounds but lifts a whopping 200 pounds due to precision machining. Even more remarkably, it uses only one measly battery. Our 2.67" diameter cold rolled steel core and yoke are ground to within a fraction of 1/1000". The coil has 135 wire turns of 0.38mm wire. Includes: alligator clip leads, battery holder on magnet, instructions. Needs 1.5 volt D battery.



615-0305

Large Lifting Magnet

Bigger can be better. This hefty magnet is a humdinger. Lift up to 500 pounds with only two batteries. 3.25" diameter coil has 180 turns of 0.8 mm wire. Clip leads, 2 battery holders, instructions. Needs two 1-1/2 volt D batteries.



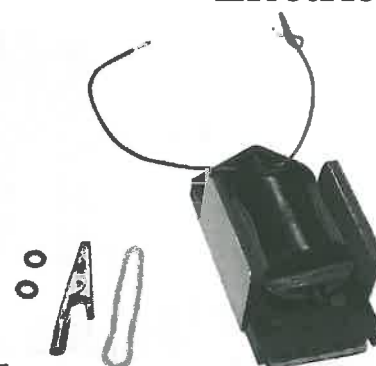
Electricity



Toy Motor Kit

All you need to construct a working DC motor and learn its parts. Wind your own armature and field coil. Build the commutator with two snap-together pieces. **Includes:** 2 copper wire coils; plastic base; field poles; armature core; brushes; step by step instructions with theory. *Ages 10 up.* Also in bulk for an entire class, 2 students per instructions.


- 615-4685 Single kit
- 615-4686 Class Pack (12 kits)
- 615-4691 Bulk Pack (48 Kits)



615-4710

Neodymium Motor

Two powerful neodymium magnets make a mean little motor in minutes. The U-shaped metal frame and strong magnets ensure a permanent magnetic field. Easy assembly, with few working parts. **Includes:** 2 magnets, 3/4" x 2" (19 x 50mm) with north painted red; metal frame; plastic forms for rotor and end plates which snap together; 2 wire coils; 2 elastic bands; three O-rings; alligator clips. Step-by-step illustrated instructions. *You need 1.5V battery.*



32590

Motor Kit (Set of 15)


15 small electric motors that operate on homemade or regular batteries.



615-4120

Power Supply (CE-certified)

Vital anytime you wish to use an electrical kit without batteries, this CE-certified unit will generate 2, 4, 6, 8, 10 or 12 volts AC or DC at up to 5 amps. With instructions.



615-4700

St. Louis Motor

Here's a classic way of converting energy from electrical to rotary. Demonstrate the fundamentals of motors and generators with this open design. Features powerful ceramic disc magnets on brackets and an armature with low-friction brass cone bearings. **Includes:** 2-pole DC armature; permanent magnets; armature with slip commutator; 2 bronze brushes; instructions. *Needs 3-6 volt DC power.*



615-4705

Motor Generator

Experiment with AC and DC operation. Build a magneto, universal motor or series and shunt generator. Dissectible. **Includes:** 2-pole armature; field coil and permanent magnets on interchangeable brackets; 4 brushes; commutator and slip rings; instructions. *Needs 6 volt DC power source.*

PHYSICS


Electricity



14480

Coulomb's Law

This ingeniously designed apparatus greatly simplifies the study of Coulomb's Law. One can explore the force between charged particles by varying the charge and the distance. A parallax-free scale aids in data collection.



615-4645

Current Balance

Show the effect of magnetic force on a current-carrying wire; measure the strength of the magnetic field in a solenoid. Our printed conductive blade is attached to 2 axes. With alligator clips, instructions. *You need ammeter; rheostat; balance; leads; solenoid.*

- Use 615-4640 & 615-4645 together



615-4065

Battery Kit (To run small motors)


Build a 1.5 - 6 volt power source. Experiment with different voltage levels. **Includes:** 4 holders; connecting snaps on end. *Needs 4 D batteries.*



14476

Voltage & Current Kit

Explore the effects of varying voltage on common materials. How does a light bulb vary in brightness, temperature and color? How do changes in voltage and circuit polarity affect an LED? **Includes:** 5 each, battery holder for 4 AA batteries; battery snap connectors; LED's; 6V bulbs; bulb holders; diffraction gratings. Also, 15 shunts; 20 leaders with alligator clips. Instructions with optional activities. *You need AA batteries, multimeter, potentiometer (optional)*



10-400

Classic Current Balance

Based on Ampere's design for measuring the force between two current-carrying conductors, this sensitive device shows how this force is affected by current, distance between wires, length of wire, and the interaction between magnetic fields and a current carrying wire. Particularly effective since the wires are arranged in parallel.

615-4595

Thermoelectricity Demo

Demystify the concept of a thermal electro-magnetic force (EMF). Our demo has aluminum and copper strips so formed that a compass can be placed inside it. Heat one end; watch the compass needle instantly deflect. Cool the end; the needle swings the other direction. **Includes:** magnetic compass; attached handle; aluminum and copper strips; instructions.



Electricity - Solenoid



615-4715

Hand Generator

Create up to 5 volts of DC with the turn of a crank. Light a bulb without batteries. Low-voltage power source **includes:** attachable electric cord, polarity coded, with alligator clips; plastic housing; instructions.



615-4730

Simple Capacitor

Explore the principle of capacitance. Simply charge the plates with a dielectric between. Show that the charge is contained on the dielectric and not the metal plates.

Includes: 2 aluminum plates with binding posts, instructions.




615-4740

Induction Kit

Everything you need to study electrical induction, magnetic fields, electromagnets, motors, AC/DC motors, basic transformers, series and parallel transformers and many more. Features snap-together frames for laminated or solid core transformer frames, motor mounts, field coils and Thompson ring experiments. Fitted case and instructions. *You need 12V power supply and multimeter.*

- Use 615-4650 & 615-4645 together



615-4650 Primary Secondary
615-4065 Battery Kit

Primary Secondary Coil


Used to study electromagnetic induction and transformers, this economical device also functions as a demo induction coil. **Includes:** coil, 250 turns #23 wire; coil, 1250 turns of #28 wire; iron core; binding posts on plastic mounts; instructions. *Needs galvanometer, switch and battery.*

- Use 615-4640 & 615-4645 together

615-4640 Air Core Solenoid
615-4065 Battery Kit

Air Core Solenoid

Use this for experiments requiring an external magnetic field as well as for studying induction and the rate of magnetic flux change through a coil. **Includes:** 4 layers of wire wound on a PVC core with two banana plug jacks on the base. Assembled. Instructions.




14835

Large Air Core Solenoid

Used for electromagnetic induction, mass of the electron, conservation of energy experiments. Approximately 15 cm in length, this has 550 turns of #16 wire wound on 3.8 cm I. D. core with a field to current ratio of 0.00461T/A. Max 10A intermittent or 5A continuous current.

PHYSICS

Electricity - Right Hand Rule



611-2235

Water Turbine

Explore the first way of generating electricity - falling water! Explore hydroelectric power right in your classroom. Use water from a faucet to spin a small wheel. This, in turn, drives a generator, which produces up to 6V DC. The turbine is made of plastic and brass and is resistant to water damage. **Includes:** all tubing, small color wheel (turns white when turbine reaches optimal speed) and instructions.




615-4750

Right Hand Rule Roller

Show magnetic repulsion and the "right hand rule". Two electrified rails generate a magnetic field, causing a small roller to shoot across. The device consists of a plastic base with battery holder and magnet, two rails, switch to change the direction of the electrical current and rod (roller). The magnet beneath the rails reacts with the magnetic field around the roller and produces enough force to propel the roller along the rails, even uphill. *You need 4 alkaline AA batteries.*

E-mail Justin Pascoe:
justin.pascoe@sciencefirst.com



611-2460

Demonstration Meter

Our oversized demonstration meter can be viewed from across the room. The easy-to-read scale is a substantial 10.5 x 6" in size. Five reversible plates allow you to display the appropriate range of volts or amps. **Includes:** meter frame; 5 voltage scales; 6 amperage scales; input box; banana plug wires and instructions.



615-4725

Energy Ball

Having fun while learning! Our 1-1/2" diameter ball has two metal contacts. When you touch both at once, completing the circuit, the ball lights up and produces an eerie sound. Arrange your students in a circle, holding hands. Study conductivity by showing what sort of materials will activate the ball.




615-4040

Contact Key

Convenient banana plug connections!

Close an electrical circuit with a light touch. The circuit remains closed only as long as the key is depressed. Shows the action of a switch and is a good way to test equipment. **Includes:** plastic base, 2 color-coded binding posts.


Electricity - Tesla Coil



615-4665

Tesla Coil

Transmit electricity without wires. Watch light bulbs glow in your hand. Study ionization of gases, insulators and conductors. Our powerful yet completely safe high frequency high voltage electricity source arcs to 1" (25mm), for maximum output of 50,000 volts. Assembled, with plastic housing for safety. 110 volt (220v on special order.) Includes: vibrator; 2 high voltage capacitors; primary coil; secondary coil (400 turns); high impact resistant plastic housing; lamp socket; 2 radiating plates; neon bulb; discharge electrode, plastic and copper wire; instructions.



Fluorescent bulb near Tesla Coil



615-3175

Neon Wand

24cm glass tube, filled with reduced pressure neon gas, glows vivid red near our Tesla Coil or Van de Graaff Generator.



615-4745

Plasma Globe


A safe way to explore potential and electron orbital jumping. A high voltage transformer produces a large potential difference between it and the glass of the globe. Inert gases inside complete the circuit and release harmless lightning bolts that respond to touch. 120v 60hz.



Free science video:
What is light? How do colors
combine? Find out at
www.sciencefirst.com.

PHYSICS

Electricity



615-0190

Barlow's Wheel

How can four small batteries turn a big, heavy wheel? By harnessing the force of eddy currents! Eddy currents are attracted to powerful neodymium magnets on the gimbal. This causes the wheel to keep spinning. Use for studies in the right-hand rule, magnetism and eddy currents. **Includes:** hefty brass slotted wheel, neodymium magnets on gimbal ring, sturdy base, instructions. *Needs 4 AA batteries.*

615-4755

Ring Thrower

Dramatically demonstrate the power of induction by hurling a ring up to 12 feet! Our affordable coil gun uses line voltage to generate enough current to move objects while a special microprocessor keeps the current in check. **Includes** solid and split aluminum rings; acrylic ring; microprocessor; extendable shaft (prevents students from leaning over); rubber rim to absorb impact; insulated electrical components; instructions.



Electricity Meters

Our affordable meters combine high sensitivity with an astonishing range. Sturdy ABS housing and scale printed directly under the needle. Analog components need no additional power and are more stable than digital. With three connections.



615-4200

Voltmeter


- 0.1 to 300 volt range.
- 3 maximum readings of 3, 15, 300V
- Scale with all 3 maximum voltages



615-4220

Ammeter

- 0.1 to 5 amp range.
- 3 max readings of 50mA, 500mA & 5A
- Scale with all 3 maximum amperages



Electric Field Mapping


Plot an electric field around electrodes of various configurations. Draw electrodes in electrically conductive ink on semi-conducting paper and transcribe data to graph paper. **Includes:** cork board cover; 25 sheets black conductive paper with grid; 100 sheets white paper with grid; template; conductive ink pen; 4 alligator clip leads; instructions. Pen has a shelf life of 6 months. *You need 12 volt power supply or battery; digital volt meter.*

615-3195 Field Map Kit

615-3200 Replacement Pen

615-3196 Conductive Pad, 25


Electricity - Magnetic Force



615-4095

Tangent Galvanometer


Measure an electric current by determining the magnitude and direction of the horizontal component of Earth's magnetic field. Set the compass needle parallel to the coil, pass an "unknown" current through and measure the angle of deflection. Features copper magnet wire, adjustable potentiometer, compass, non-magnetic stand; instructions. *Needs D-cell and galvanometer or voltmeter.*



32575

Magnetic Force Accelerator

The Right Hand Rule wins again with this dramatic demonstrator. A uniform and permanent magnetic field is provided between two conductors. When a 12VDC, 15 A, supply is connected, any of the three included tubes will be accelerated away from the connectors and off the end of the apparatus, even when that end is raised using the included one cm block.



615-0025

Levitating Vortex

Demonstrate magnetic levitation and frictional force with our two-tone device. Black and white sections let you measure rotation speed with a stroboscope. Instructions.




In production - B102 Animal Cells



615-0180

Field Tracer Magnet Probe

This magnet, suspended in a gimbal, demonstrates forces between magnetic poles, induced magnetism, shapes and direction of magnetic fields and properties of a field produced by an electric current. *Color may vary.*



10-416

Resonant Circuits

Use our simple transmitter and receiver to study electromagnetic waves, RLC oscillators, diode rectification, directional antennas, and many other topics. Note: An appropriate signal generator (approx. 1MHz, 10V peak-to-peak), as well as a D-cell battery, is required. Some experiments need oscilloscope.

PHYSICS

Electricity

16120 Specifications:

- Field voltage: 0-500V, reversible polarity
- Light source: 1A high intensity LED
- Particle: 1 μm latex, in suspension (16110 replacement particle suspension)
- Supply input: 110VAC 50-60Hz

Includes:

- Base & integrated 500V supply
- High intensity LED light block
- Parallel whole-plate field chamber
- Viewing scope with reticle
- Focusing rod & atomizer
- Latex sphere suspension
- Experimental manual

Millikan Apparatus & Accessories

Think this classic of modern physics is out of reach in your class? Think again! Accurately determine the elementary charge of the electron and demonstrate quantization.



- Whole-plate reversible polarity electrode chamber provides a completely uniform field
- High intensity LED light source is fully adjustable
- Short depth-of-field viewing scope with reticle for coarse and fine focus. Scan the particle cloud for individual particle selection

Assembly takes seconds and is part of the lab: guided by the case image (a schematic of the experiment), attach the two main components. We use latex microsphere suspension instead of oil for easy clean-up with distilled water.

16120 (no accessories)

16125 (with accessories)

16110 Latex particles



14760

Battery Eliminator

A good thing in a small package, this neat unit provides regulated low-voltage (0-3V) power. Its current limiting circuit prevents damage to internal components in case of overload. Output is through versatile terminal posts. Pin jacks for both voltage and current monitoring. Its shunt-type current monitoring means you don't need a meter or bridge.



615-4100

Speaker

This 100 ohm, 0.2W speaker has many uses. Frequency range: 460 to 4 KHz; impedance: 100 ohms. Sound pressure level is 2 dB, with a maximum power rating of 3W.

Electricity - Electronics



615-4555

Electroflash Electronics Kit

This patented kit, developed by a teacher, has been acclaimed by instructors of technology, general science and physics as the best they have ever seen. Our innovative magnetic connection system allows you to build circuits quickly.

Includes: easy to follow Learning Guide with cartoon illustrations; storage box with separate wells for components. Kit includes: resistors, thermistor, light bulb, switches, speaker, buzzer, earpiece, LED's, power and signal diode, capacitors, transistors, radio, aerial coil, transformer, relay, motor, connector packs, connecting wires, magnets, copper tape, mounting boards, battery mount, base plate, circuits sheets, flashing LED.




E-mail Justin Pascoe:
justin.pascoe@sciencefirst.com



615-4575

LED Dice Game

14 LED's arranged like a real dice face. Push the buttons and watch LED's simulate a dice roll. With microcontroller. Detailed instructions. *Basic soldering skills required.*



615-4015

Electric Bell Kit

Saved by the bell! This device rings out when an electrical circuit is completed. **Includes:** stand, banana plug jacks, adjustable hammer, instructions. Use **615-4065**

Putting
Science First
since 1960



32500

Light Source

8" reflector, mounted on a socket with a 6' cord, has spring clamp and stand. Good for bench use or wall mounting. Rated for 150 watts. *Needs bulb.*

PHYSICS

Electrical Components




Battery Holder (D-Cell)

615-4105 Aluminum

With attachment tab for positive & negative leads.

615-4110 Plastic

Connectable & locking.



615-4005

Battery Holder (2 holder)

Select 1.5 or 3 volt DC power for experiments. With 3 banana plugs. Needs 2 D-cell batteries.

615-4010

Battery Holder (4 holder)

Provides DC, 1.5, 3, 4.5 and 6 volt DC power. 5 banana plugs for added safety. Needs 4 D-cell batteries.

615-4065

Battery Kit

Build a 1-1/2 to 6 volt power source. Batteries can be connected from 0 to 6 volts to experiment with different voltage levels. **Includes:** 4 plastic holders; end snaps for connecting cells. *You need: 4 D cells.*



615-4085

Battery Button Clip (Pack 10)


These 6" (15cm) long red and black leads contain an insulated snap-in connector. 9 volt.



615-4002

4-Slot Battery Holder

One-piece, 4-slot, AA battery holder has both black and red 15cm lead.



32495

Series & Parallel Lamps


Demonstrate series and parallel circuits with an easy-to-use device that can be seen from a distance. Three household lamps of different wattage are connected by using two s-position rocker switches. Counterintuitive, provocative. **Includes** pre-wired connections on circuit diagram copy master. *You need 40, 60 and 100W bulbs.*



32930

Series Parallel Lampboard

Two lamp sockets with binding posts and switchable shunts let you measure series and parallel circuits with minimum set up time. *You need lamps.*



615-4115

Lampboard Rheostat

Learning the basics of electricity doesn't get much more basic than this. Experiment with series and parallel circuits by studying the brightness and intensity of light bulbs. Clear plastic base, 12 x 6". 5 lamp receptacles and 5 sets of binding posts. **Includes:** connecting leads, instructions. *Needs 3.7V DC clear bulbs, 6V lantern battery.*

Electrical Components



615-4030

Metal Lamp Socket

Our socket with 2 terminals fits all miniature screw base lamps. Why buy a whole new receptacle when you can just replace the socket?



615-4028

Mini Bulb Holder

Tiny 5mm diameter, 25mm bulb holder has holes for screws. Works with mini bulbs.




615-4035

Lamp Holder

(With banana plugs)

Stand with red and black banana plugs fits miniature screw base bulbs.



615-4025

Mini Bulb Holder (Single)

This miniature holder has metal parts, 45 mm plastic base, and two Fahnestock clips. Use with our mini switch to open and close a circuit. *You need bulb.*



Banana Plug Socket (Pack 5)

615-4070

Black

615-4075

Red



615-4000

Banana Plug Switch

Power your low voltage experiments with the touch of a switch. You can attach alligator clips or use banana plugs for added safety. With plastic housing.



615-4080

Banana Plug Wires (Pack 3)

42cm long wire lead with two banana plugs. Set of three: red, black and green.




615-4020

Mini Switch (Single)

This has a 45mm diameter plastic base with two Fahnestock clips for connecting wires. Because the switch pivots to complete the circuit, it can be used to build a doorbell.



615-4045



615-4060

Knife Switch

615-4045 Single pole, single throw

615-4050 Single pole, double throw

615-4055 Double pole, single throw

615-4060 Double pole, double throw

Putting
Science First
since 1960



612-0025 Thermostat


615-4065 Battery Kit

Thermostat Model

Demonstrate the action of a switch. When the bi-metal strip is heated, it will bend to open or close the circuit. Instructions. *You need DC power supply, bulb, socket.*

PHYSICS

Magnetism



615-0250

3-D Magnetic Viewer

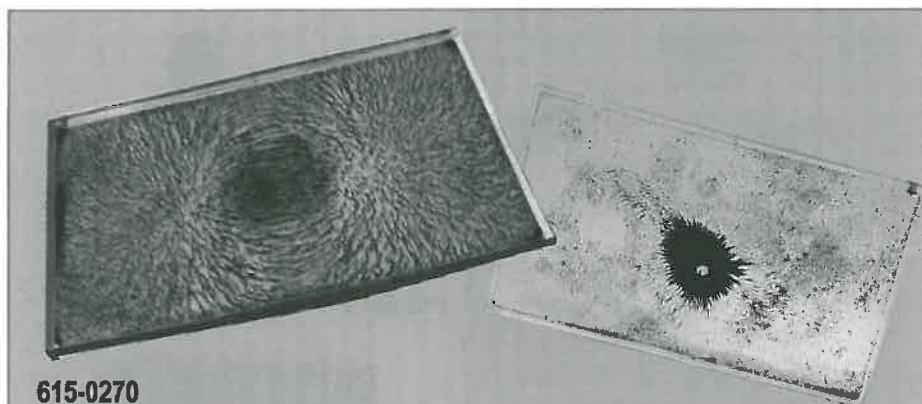
Explore the magnetic field in 3-D. Iron filings mixed with oil inside an acrylic plastic cube will react to a magnetic field or electric current.



615-0095

Magnetic Field (2 Halves)


Three-dimensional magnetic fields are an open and shut case with our new folding apparatus.



615-0270

2-D Large Magnetic Field Demonstrators

Study magnetic lines of force from afar. Visualize magnetic lines of force in two dimensions. Transparent case contains iron filings in transformer oil which point along lines of force when near a magnet. 16 x 9 x 1cm with reusable styrofoam pack. *You need magnet.*



615-0255

2-D Magnetic Field Demo Student Field Viewer

Smaller in size (and price) and ideal for the classroom. 3-1/2 x 2-1/2 x 1/4" (90 x 65 x 6mm). *You need magnet.*



615-0000

Magnetic Needle

Demonstrate the action of a compass and the Earth's magnetic field. Magnetic needle, 145mm long, has red North and pivots on a sensitive brass and nylon bearing. 9.9cm non-magnetic support has 5.9cm round base.




615-0090

Magnetic Viewing Paper

Observe the shape & patterns of various lines of force. Place paper over a magnet and watch how metal particles are attracted.

Includes: metal dust & filings in oil in laminated green plastic. *Magnet not included*



615-0260

Levitating Top Set

Use the scientific method to determine which of the included weights (brass or plastic) line up and let the magnetic top to spin freely in the air.

Magnetism - Compass



615-0105

Alnico Magnet Set

4 powerful boxed alnico magnets

- 2 bar magnets (80 x 15 x 10mm)
- Small horseshoe (25 x 8mm)
- Large horseshoe (35 x 15mm)
- Keepers for all magnets



615-0010

Alnico Bar Magnet

Useful magnet is 3 x 0.5 x 0.25".



663-0670

Magnet Holder

Use this nifty rack to protect your magnets or thermometers! Handy slots of three sizes hold a variety of "stuff". Unbreakable one-piece.



615-0005

Plotting Compass (Pack of 12)

Use to trace the field of a bar magnet. 16mm diameter aluminum case with clear plastic top. Red North on 10mm steel needle mounted on brass bearing.



615-0205



615-0200

Cylindrical Alnico Magnets

High magnetic force in a small package.

615-0200 Small: 6mm x 12mm

615-0205 Large: 8mm x 24mm



615-0015

Iron Rod (Pack of 10)

This soft iron rod (3.125 x 100mm) is great for demonstrations since it is readily magnetized and demagnetized.



626-1020

Magnetic Compass

Nifty liquid-filled compass is good for basic studies in magnetism and electricity. Marked North, degree scale and cardinal compass points. 16mm x 45mm diameter.



615-0020

Cow Magnet

This strong magnet is so named because it's fed to cows to attract metal swallowed while grazing. Watch it float in a hollow steel cylinder. Take it apart to show separation of poles. 75mm (3") long, 20mm (1-3/4") diameter, 100 grams. Dissectible.



615-0035

Ring Magnets (Ceramic, Pack of 10)

These little magnets are great for floating magnet demonstrations due to the multiple poles on their faces. 19mm diameter, 6mm thick, with a 6mm diameter hole.

PHYSICS

Magnetism

Neodymium Magnets

What can be more fun than a mess of these amazingly strong magnets? You're sure to find as many uses as there are choices.



615-6077	Rectangular	10 x 5 x 3mm (l x h x w)
615-6808	Rectangular	25 x 9 x 3mm (l x h x w)
615-6809	Rectangular	25 x 11 x 5mm (l x h x w)
615-7050	Cylindrical	3 x 10mm (dia x h)
615-7160	Cylindrical	6 x 6mm (dia x h)
615-7270	Cylindrical	10 x 3mm (dia x h)
615-7275	Cylindrical	10 x 7mm (dia x h)
615-7285	Cylindrical	9.5 x 10mm (dia x h)
615-7330	Cylindrical	12 x 5mm (dia x h)
615-7335	Cylindrical	12 x 6.6mm (dia x h)
615-7455	Cylindrical	20 x 6mm (dia x h)
615-7465	Cylindrical	22 x 10mm (dia x h)
615-7485	Cylindrical	22 x 25mm (dia x h)
615-8500	Ring	20 x 10 x 8mm (OD x ID x thickness)



615-8510

Exploring Magnets Kit

Odd magnets, odd magnetic fields! Show off your magnetic personality! 7 powerful neodymium rare earth magnets: bar, star, heart, disk, triangle, ball, ring. When near the included magnetic field viewer (2.5 x 3.5"), iron filings line up in amusing patterns. With 3/4 x 4" keeper and instructions.




615-7450

Neodymium Magnet Pair

Two powerful neodymium magnets hang out just about anywhere. With instructions.


E-mail Justin Pascoe:
justin.pascoe@sciencefirst.com



21486

Magnetic Levitation Set

Introduce your students to an exciting future mode of transportation based on magnetic levitation. Two 4' tracks demonstrate the attraction principle of levitation using an elevated track and a wrap-around model train. Investigate the repulsive principle of levitation by adding the enclosed guides: two tracks can be hinged at any convenient angle to study acceleration, or they can be connected end-to-end to make an 8-foot long track. A clamp is provided to hold the hinged tracks at desired angle. A magnetic wand is included to simulate methods of propulsion. Guide ways are screened with English and Metric scales to facilitate quantitative results. Magnets and Styrofoam vehicle blanks are included.




615-0400

Polar Reversal Model

Geomagnetic reversal, or the switching of the magnetic N/S poles, is a mysterious phenomenon. Use a compass (not included) and our board to demonstrate this in hands-on fashion. Place the compass on the board and slide it upward. Without warning, the needle will suddenly spin about 180°!

Magnetism



Iron Magnetic Rings

615-0040 18mm hole x 7mm thick
32mm diameter

615-0045 22mm hole x 9mm thick
45mm diameter

615-0050 32mm hole x 15mm thick
70mm diameter



20200

Magnet Block


Demonstrate that like poles attract and unlike poles repel. Four magnetized discs appear to "float" above each other. Use with magnetic rings.



10-302

Ring Magnet (Set of 16)

This ceramic magnets are approximately 0.6 cm thick with an inside diameter of 2.2 cm and an outside diameter of 4.4 cm. Use for collision and scattering experiments with #10-102 Plastic Beads



615-0175

Floating Magnet

Demonstrate that like poles attract and unlike poles repel. 4 ceramic disc magnets seem to "float" above each other. **Includes:** base, 4 magnets, support, instructions.



615-0030

Magnet Stand

This is a quick, easy setup to teach magnetism, electricity and magnetic fields. Our sturdy non-magnetic base holds a bar magnet up to 20mm thick (magnet not included).



615-0055

Stirrup

This support for bar magnets or friction rods lets them swing freely in a horizontal plane. Hooks are 3-1/2" (90mm) apart. 9 x 5 x 13mm.



615-0150

615-0155

Horseshoe Magnet

These magnets have many uses. With keeper. Color coded. Color may vary.

615-0150 Large Magnet:
11 cm, 2.5 kg.

615-0155 Mini Magnet:
27.5 x 25 x 6.2mm



Horseshoe Magnet

Steel, with keeper. Labeled poles. Color may vary.

615-0060 5.0cm

615-0065 7.5cm

615-0070 10.0cm

615-0075 12.5cm


615-0080 15.0cm



615-0160

Alnico "U" Magnet

55 x 50 x 22mm U-shaped magnet provides high magnetic power. **Includes:** keeper.



615-0100

Alnico Block Magnet

- High quality
- Use with viewing paper & 2D field demo
- 50 x 19 x 6mm

Radioactivity - Heat

Geiger Counters & Radioactivity Sets intended for educational & didactic use only



16760

Cloud Chamber with Needle

With this detector, the tracks of radioactive particles are made visible by the condensation of droplets in a thin layer of alcohol vapor. Includes a mail-away coupon for the source of alpha and beta particles. Requires liquid nitrogen or dry ice.

- Alpha and beta particles available by mail
- Just add liquid nitrogen or dry ice



10810

Digital Solar Hand Held Geiger Counter

Compact low-level radiation detector is sensitive to alpha, beta, gamma, & x-rays. Solar powered, charged capacitor. Wide LCD displays count, counts/minute, mR/hr, elapsed time, charge state. Shown visually & with mutable chirp. Needs 2 AA batteries.



10-609

Geiger Counter

Our self-contained, AC powered detector and speaker produces a sharp click when exposed to alpha, beta, or gamma radiation. Useful for qualitative comparisons. Show the effects of distance, shielding, and activity of radioactivity.

See pg. 7-8 for Daedelon® Geiger Counters




612-0050

Heat Absorption Comparator

Compare heat absorption and radiation. Activate the light bulb and graph results. Includes: two pans (90mm diameter), one dark, one silver. 10 W/12 V lamp mounted between the pans shows different temperature increases. Binding posts, instructions on base. Needs 2 thermometers.


Putting Science First since 1960



612-0015

Solar Hot Water Demo

Show how the sun can heat water cheaply and effectively. We use a 10 x 16" black ABS plastic panel to absorb heat from the sun. Tubing runs through a carefully cut groove, doubling back on itself to increase capacity. The panel heats the water inside - up to 90° in just a few minutes in direct sunlight. Includes a valve to prevent water from leaking, kickstand, syringe for filling the tubing and instructions.



612-0003

Solar Furnace

Did you know temperatures can reach more than 150° C in sunlight? Study this with our 31cm diameter parabolic reflector. It concentrates sunlight on a black-colored copper cup.

Specific Heat - Calorimeter



612-1335

Joule's Calorimeter

Use our double-walled calorimeter to measure the specific heat of solids or the electrical equivalent of heat.

Includes: 150mL aluminum can, styrofoam liner, plastic insulator ring, instructions. Clear lid holds the heating element, stirrer, and built-in thermometer cork. Removable heating element. *Needs 6V power source, thermometer.*



612-0055

Aluminum Temperature Probe

Prevent damage to your terminals from rapid heating by letting our probe do the dirty work. Let the probe conduct heat from your sample, then simply measure the temperature of the probe.



612-1330

Aneroid Calorimeter

Our "dry" calorimeter is five times more sensitive than traditional versions! Its one-pound core keeps heat loss to a minimum, allowing precise measurement of changes in temperature. **Includes:** die-cut styrofoam insulation; aluminum core; machined hole for inserting thermometer, instructions. *You need thermometer, 612-1332 specimens (right).*



612-1331

Calorimeter Resistor

Determine electrical equivalent of heat: pass a known current through a known resistance for a known time; measure the temperature change. Use with **612-1330** due to its low heat loss. **Includes:** power resistor on cover, terminals and instructions.



32140

Calorimeter

Determine the caloric content in solid foods by burning food and measuring the rise in temperature in water placed in a flask suspended over the burning food. With calorimeter chamber, flash and instructions.



612-1332

Specific Heat

Same volume, with hooks

Fits the core of **612-1330** calorimeter.

Aluminum, zinc & copper, 4 cm x 2cm.

Instructions. With hooks.

Specific Heat Values

Ice (0°C)	2.093
Iron	0.452
Nickel	0.440
Alcohol, ethyl	2.450
Mercury	0.138
Water	4.180
Air (50°C)	1.046
Hydrogen	14.300
Steam (100°C)	2.000

612-1345


Specific Heat

Same mass, with hooks

4 cylinders (aluminum, copper, zinc, steel) with machined hook for easy handling. Same mass (58g) and diameter (19mm) for calculations of specific heat. With instructions.

PHYSICS

Heat - Energy Conversion

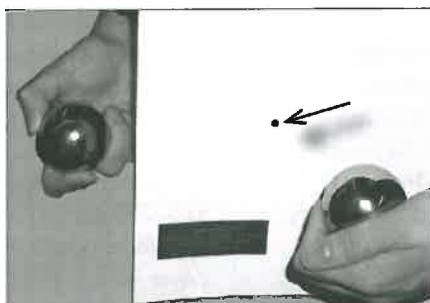


612-1240

Convection of Air Apparatus

Air heated by a candle moves up one chimney while cooler air moves down another to replace the lost air. These currents can be seen against a dark backdrop.

Includes: metal box (100 x 215 x 50mm) with glass front; 2 plastic chimneys, instructions. *Needs smoke source.*



612-1315

Kinetic Energy Kit

Bet you never knew converting mechanical energy to heat energy could entertain. Striking our two precision machined balls together creates enough heat at point of contact to burn a hole in paper. *You need: safety glasses; paper.*



612-1310

Fire Syringe

Here's an explosive demonstration of the Ideal Gas Law. As air compresses, the temperature increases, and combustible material bursts into flames.


Includes: an aluminum piston, plastic piston chamber and two custom O-rings. Place paper in the bottom and the piston inside the tube. Plunge down to compress the air and create a burst of flames.



611-2305

Gay-Lussac's Law

Demonstrate the direct relationship of pressure and temperature of a gas by measuring pressure of a known amount of gas at several temperatures. Contains a sealed volume connected to an absolute-reading pressure gauge. Immersible parts are copper and brass. Bulb diameter is 100mm. *Needs pump and thermometer.*



612-1050

Conductometer

Demonstrate diverse thermal conductivity of five distinct metals. Place small strips of wax (included) over each metal spoke. Heat the central hub over a Bunsen burner and watch the rates at which the wax melts. **Includes:** brass hub; five labeled metal spokes (aluminum, brass, iron, nickel, copper); wax; wood handle; instructions.

You need safety gloves, goggles.

Heat - Energy Conversion



16225

Thermal Radiation

Explore reflection & absorption with our 100 W incandescent lamp. Place one black and one shiny metal can, each with a thermometer mounted in an insulating cap, equidistant from the lamp and observe temperature changes.



612-1065

Liquid Convection Apparatus

This rectangular glass frame (19 x 24cm) has an opening at the top for filling with water. When clamped and heated, you can visualize the circulation of water in a hot water system. *You need food coloring, heat source and stand.*



612-1325

Hero's Engine

This working model goes back to Hero of Alexandria in 100 AD. Heated water causes steam to jet from the nozzles and rotate the vessel. **Includes:** flask, 2 opposing nozzles, suspension chain, instructions.



16215 Each

16216 Pack 15

Heat Transfer

Observe & measure the transfer of heat by an aluminum bar between two water samples of different temperatures. The two insulated containers have foam lids and mounted thermometers.



Meets National
Science Education
Standards &
Benchmarks of
Science Literacy

612-1055

Accent Science™ Investigating Energy Transfer Kit

Explore the physics of heat transfer by filling containers with water of different temperatures. Determine heat lost and gained with a thermometer. **Includes:** 3 containers with insulated lids; U copper transfer bar; detailed instructions with worksheets and teacher pages. *Needs 2 thermometers.*



612-1265

Accent Science™ Radiation Cans

Investigate how color can influence the rate of absorbing and radiating energy. Fill these two cans with cold or hot water and experiment. **Includes:** black and silver (or white) metal cans with one-hole cap for inserting a thermometer; instructions. Color can vary. *You need thermometer, heat source.*

PHYSICS

Heat - Energy Conversion



612-1340


Ice Melting Set

Our blocks look alike, but do they act alike? Ever wondered why they don't use aluminum hockey pucks? This answers that "burning" question. Prove the difference in heat conductivity in different materials by placing an ice cube on two similar blocks at room temperature. Do they melt at the same rate? Why or why not? **Includes:** aluminum base and plastic foam base, both with ring to prevent spillage; instructions.



Putting
Science First
since 1960

In our production department - water prisms in the making



612-1255

Leslie's Cube

Each side of our 5-inch cube has a different finish (red, black, white and shiny silver) to demonstrate that heat absorption changes depend on surface color. *You need thermometer or digital probe, heat source.*



611-2280

Conductivity Bars


Although all metals conduct heat, they do so at different rates. Our cleverly designed set, aided by liquid crystal thermometers, will demonstrate this. Contains steel, brass, aluminum, and copper samples. **Includes:** instructions. *You need beaker, water and heat source.*



612-1270

Drinking Bird

This famous novelty shows how water cools as it evaporates. Dunk the bird's head into water to start it bobbing. The "drinking" never stops. Instructions. *MSDS available.*



611-2170

BB Board

Visualize how molecules of iron behave when heated! Two clear acrylic plates have BB's in a single layer, with just enough room for the BBs to move two dimensionally. Place the unit on your overhead projector and watch the BB's line up. Distinctive patterns show annealing, hardening and tempering of a metal. With experiments and illustrated instructions. *You need steel wire, Bunsen burner, water, tongs.*

Heat - Thermal Expansion



612-0045

Thermal Expansion Kit

Show both linear and spherical expansion! Both rod and gauge have handles for safety. At room temperature, the rod fits snugly inside the gauge's slot; both ends fit into either hole. When heated, the rod no longer fits the slot. It fits one - but not both - of the holes. With instructions.



612-0010

Ball & Ring

This popular demo of metal expansion and contraction has a brass ball and ring mounted on steel rods with wood handles. At room temperature the ball passes through the ring; when heated it will not. Instructions.



612-1300

Steam Generator


Here's a safe, reliable source of steam for linear expansion experiments - or anywhere else. New tripod base dissipates heat more evenly, making it safe with low and high Bunsen burners. **Includes:** boiler with cap; nipple; sample cup with wood handle; rubber stopper; stand; instructions. *You need Bunsen burner or hotplate.*

612-1360

Compound Bar

Demonstrate unequal expansion of metals. A bi-metal bar with wooden handle can be heated over a flame. The metal with the greater coefficient of expansion makes the bar curve.

*E-mail Justin Pascoe:
justin.pascoe@sciencefirst.com*



612-0035

English dial

612-0036

Metric dial

Linear Expansion Apparatus (Dial indicator)

Prove that metals expand when heated and measure their coefficient of expansion. This device is easy to set up, use and store. Because you can heat the rods with warm tap water, there is no danger of burns from steam. The high-contrast dial indicator (English-reading or metric) is sensitive to 1/100 mm. **Includes:** heavy duty stainless steel channel base; 3 water intake nipples, water outlet, thermometer, and four rods (steel, aluminum, brass, copper). Instructions.

Replacement rods

60 cm long and 6.3 mm in diameter. For linear expansion apparatus.

612-0040 Aluminum

612-0041 Brass

612-0042 Copper

612-0043 Iron (steel)

PHYSICS

Kinematics - Inertia

See pg. 13 for
Beck®
Inertia Device

611-1210 Inertia Ball

Demonstrate Newton's counterintuitive First Law. Suspend the ball from the ceiling using one hook. Attach a string to the bottom hook. What happens when you pull the lower string? What if you jerk it quickly? **Includes:** chrome-plated steel ball with mass over 454 g; 3 eyebolts (one for safety), and instructions. *You need string.*



611-1220 Variable Inertia

Study rotational inertia. Quickly change the distribution of mass by loading balls inside 2 plastic discs. Which is faster - the disc with the mass toward the center or toward the rim? Why? **Includes:** two 4-1/2" (11cm) diameter discs with 8 compartments; 8 solid steel balls; hardware; instructions.




611-1140 Inertia Demonstrator

What happens when a tablecloth is whisked from beneath a load of dishes? Demonstrate this intriguing scientific principle. Place the ball on the card and pull back the spring. The card shoots forward but the ball drops back. **Includes:** glass ball, card, plastic base, post, hardware, instructions.



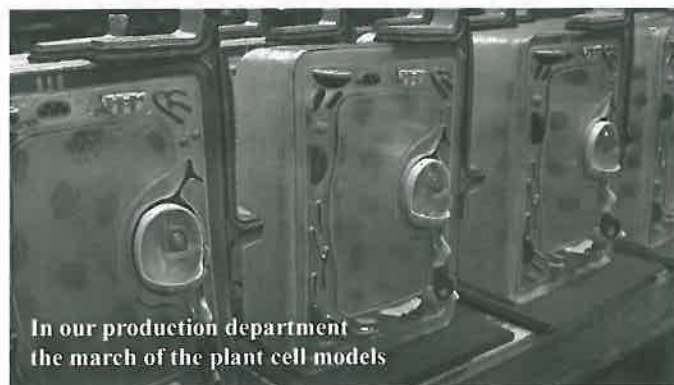

611-1200 Inertial Balance with Weights

Demonstrate inertial mass and Newton's Law. Quantitatively determine the inertial mass of an object and demonstrate Newton's First Law. Push the device sideways to calculate the periodic motion, proving that it is independent of gravity. **Includes:** frame with two platforms (one with holes) connected by firm, horizontal spring blades. A cylinder of unknown mass is suspended and rests in a hole in the platform. Detailed instructions. *Needs clamp.*




611-0405 Moment of Inertia

Explore the concept of moment of inertia with different distributions of mass. Which wand twirls more easily? Which ring moves more quickly down an inclined plane? Contains: two wands of equal length and mass; two rings of equal diameter and mass; movable masses of one wand and one ring; instructions.



In our production department -
the march of the plant cell models

Kinematics - Tape Timer



15210 Timer 120v

15215 Timer DC

Tape Timer

Every lab should have one of these low-cost timers! Synchronized to 60 Hz power, this is very accurate for gathering position and time data from which the speed and acceleration of moving objects can be calculated. It includes carbon disks, ticker tape, and a plastic feeder gauge.



15225

Tape Feeder

For recording timer 15210.



15230 (Pack 5)

15231 (Pack 10)


Replacement Tape Timer Paper

For recording timer 15210.

15220

Replacement Carbon Disks

(Pack of 96)




Deluxe Tape Timer

This plugs directly into any 120 volt outlet. It places a carbon dot on moving paper precisely every 1/60 second. By measuring and comparing the space between dots, you can demonstrate velocity, acceleration and friction. The hardwood body is heavy enough to work without clamps but includes holes for a support rod. With shielded electric connections, adjustable tuning nut and brackets. **Includes:** carbon discs (12), ticker paper (100') and instructions.

611-1230 Tape Timer

611-1231 Carbon Discs, 12

611-1232 Paper, 100'




611-1235

Economy Tape Timer

Our budget timer puts a dot on moving paper every 1/60 second. Operates on 110 volt electricity with a push button switch and power indicator. It features a cast iron base for stability. **Includes:** output terminals, 32 carbon discs and 17mm recording tape. *Needs AC 120 volt power supply.*

PHYSICS


Kinematics



10-108

Trajectory Apparatus

Clearly visualize and quantify projectile motion with this compact, durable device. A steel ball is launched repeatedly from the same place on a ramp and strikes a recording paper on a target plate that is moved horizontally each time. As each of these marks is transferred to the background graph paper, the shape and properties of the trajectory emerge. Wonderful opportunity to study a body that is uniformly moving horizontally and accelerating vertically. Separate motion into components. **Includes:** steel ball, 5 sheets of graph paper & recording paper.



18600

Angular Momentum

Here's a reliable way to study angular momentum, rotational inertia, and the relationships between torque and angular acceleration. It consists of a massive base wheel rotating on a low friction bearing, timer for gathering rotation data, 3 cups on an arm for catching a ball from a long ramp, drop-on wheel, weighted bar, and dumbbell. **Includes:** ticker tape, recording tape, and 3 steel balls. *Needs D-cell battery*



611-0735

Angular Momentum Apparatus

Removable masses make the difference. Use one to show center of gravity paradox (the rod is easier to balance with mass at the end). Use two to "feel" angular momentum (rotate the rod with masses near the center and on ends - the classic "ice skater's spin"). Use three to mathematically calculate the center of gravity at a given point and to visualize counterbalance.



611-1415 Projectile Launcher

611-1416 Photogate

Student Projectile Launcher

Our low-cost unit combines safety, performance and quality. It is suitable for all grade levels and experiments. Accurate to within 4cm at 2m, it features sturdy aluminum construction, launching cable, 3 position settings, cocking lever and instructions. Photogates are available separately, allowing it to be used with our 611-0103 smart timer. *Shown with 611-1416 photogates.*



611-1410

Projectile Launcher

Bring the precision of the ballistics pendulum into the classroom. This economical yet accurate device clamps to any table top and shoots from -15° to 90° . **Includes:** assembled spring-loaded gun; (2) 19mm diameter balls: steel, aluminum; protractor; plumb bob; brace; instructions.

Kinematics - Air Track

12500 & 12505 included accessories:

- 1.8m track & scale
- Integrated/ detachable air source
- Two 100g gliders; 4 spring bumpers; 2 coil springs; pulley assembly with string; 3 magnetic bumpers; inelastic bumper (banana plug); 4 connecting brackets for springs; 4- 25g masses; 2 thumbscrews; 3 leveling feet
- Experiment manual and guides

See pg. 9-10 for
**Daedalon®
Air Tracks**

12500 Specifications:

- Power: 110V, 60Hz.
- Motor Max Amps 6.8.
- Max Air Watts 190
- UL Recognized (E47185).
- CSA Certified



Science First® Basic Air Track


(With and Without Integral Air Supply)

The affordable cornerstone of mechanics experimentation. The anodized aluminum air track provides a near-frictionless surface that is indispensable for studying the mechanics of linear motion. Improve the clarity of your students' data by virtually eliminating error and friction. With the included gliders and accessories, students can investigate acceleration, collisions, explosions, momentum, and simple harmonic motion. The large, easy-to-read screened scale makes front-bench demonstrations a breeze. Completely self-contained. Attachment of the noise-suppressed air source means that set-up takes only moments: simply plug in the motor, level the track with the three leveler feet, and start experimenting. With no hoses to wrangle or trip over, the 1.8m track is tidy and portable, making the most of storage space.

12500 • With Air Supply

12505 • Without Air Supply

611-1246 Air Source



12515

Glider & Accessories for 12500

- Anodized glider, 6", 15 cm, 210 g.
 - Anodized glider, 3", 7.5 cm, 105 g
 - Large & Small Bumpers, 2 each
 - Mounted magnet set (for elastic collisions)
 - Dashpot and coupler set (for inelastic collisions)
 - Weak springs, 2; pulley; hook and loop tape set
- Bumpers, magnets, & dashpot plug into gliders*



611-0104

Air Track Smart Timer

Specifically for Air Tracks and other collision devices! Allows precise timing of motion experiments. Seven separate functions for counting time and measuring acceleration. Six digit LCD and rimter range up to 1,000 seconds with an accuracy of .0001 seconds. Displays its functions with large graphical user interface.

611-0103 functions:

- Single photogate
- Count
- Period (cycle)
- Collision
- Gravity
- Acceleration
- Dual photogate

611-0103

Smart Photogate Timer

Measure the time interval between two photogates, time it takes to pass through one photogate, acceleration of a released ball, acceleration due to gravity (with picket fence), elastic and inelastic collision times, cycles, the frequency of a rotating object, period of a pendulum, and count interruptions. Because up to 20 data points can be stored in memory for instant recall, you can watch the experiment as it happens and perform calculations after. Rechargeable - use with or without the adapter. *Use with Air Track*



PHYSICS


Kinematics - Air Table



10-004

Photographic Meterstick

Centimeter markings are white on black on one side, black on white on the other. Good for photographing objects in motion.



12050 Air Table
EA-20 Air Source

Ealing Precision Student Air Table

Needs EA-20 Air Source

The honeycomb core provides exceptional stability, and flatness to 0.005 inch on a surface of 50 cm x 79 cm. Steel pins in peg holes around the perimeter are for the rubber bands to launch pucks, and a 1/4-20 threaded hole through its center is for circular motion experiments. Includes bumper wire assembly, leveling feet, Tee air fitting and hose, large and small pucks, hook and loop collars, and springs. Requires EA-20 air supply, which will run up to four tables.

See pg. 11 for
Daedalon®
Air Table



12000

Science First® Air Table (Built-In Air Source)

With its air source built in, this provides a frictionless, two dimensional 60 cm x 90 cm surface for the study of velocity, acceleration, Newton's Laws, center of mass, elastic and inelastic collisions, linear and angular momentum, conservation of momentum, moment of inertia, centripetal force, simple and complex harmonic motion. The smooth, hard, black surface is ideal of photographic studies and has threaded inserts strategically positioned for use with accessories. Includes corner posts, bumper wire, tension adjustment bolts, levelers, pucks, springs, & hook & loop collars.



611-1600

Bee Spi Velocimeter

Our compact, battery powered double photogate has a built-in display. Measure free fall, dynamics car & projectile velocities. Two parallel photogates, 40mm apart in a U-shaped housing, detect, measure and display objects. Includes clock to measure lap times. Range: 0-99 99km/h, 60 x 60 x 50cm. Needs two AAA batteries.



32130

Brownian Scope

An amazing demonstration of kinetic molecular theory can be done with this 200-power dark field microscope. The motion of tiny but visible particles betrays the collisions of individual air molecules as they dance about in random (Brownian) motion.

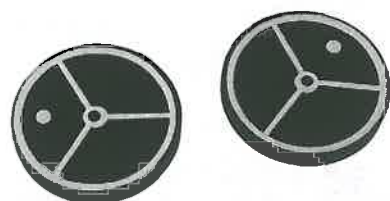


10160

Force Stick

This spring and mass accelerometer, which is easily calibrated, can be used to measure both vertical and horizontal accelerations. A marker is carried and left behind to indicate the maximum acceleration.

Kinematics - Air Table Accessories



EA-55

Magnetic Puck (Set of 2)

Strong magnetic field enhances physical contact and makes for strong collisions. Photo-ready decals installed on a repelling pair.



EA-53

Aluminum Puck

7.5cm diameter, 210gm aluminum puck for collisions between unequal masses. A smaller effect than with EA-52 but with better energy conservation.



EA-52

Acrylic Puck

Very light (90gr) 7.5cm diameter acrylic puck for collisions between very unequal masses.

EA-58


Paper Guide

59cm long acrylic rod with internal spring. Compressed between inside edges of an Air Table, it acts as a guide in recording simple harmonic motion.

EA-51

Recording Paper Kit

4 sheets special carbon paper, 400 sheets newsprint, 56 x 56cm.



12010 Puck Launcher

12030 Large Launcher

Puck Glider Launcher

For use with all our Air Tracks



This single device can be mounted and strung with a rubber band in one of three places to reproducibly launch a puck on an air table or a glider on an air track.



12070

Ealing Precision Air Table Pucks (Set of 6)

This marks a return to a proven style. The 3-part puck is bolted together and has a protruding bumper. Photo ready decals are affixed to three each of the 7 cm and 9 cm sizes.



12080

Balloon Puck Set (Set of 4)

These 7 & 9cm Ealing-style pucks need only a smooth surface for levitation. No tools are needed to assemble or stack. **Includes** two large and two small pucks and four sets each of balloons, stoppers, and connecting tubes.

611-1605

Air Puck & Balloon (Pack 5)

Learn about collisions in two dimensions and uniform velocity and acceleration. Our pucks hover on a film of air created by inflated balloons. **Includes:** 3-55mm diameter pucks, 5 balloons and stoppers.

PHYSICS

Kinematics - Motion Cars



20900

Sail Cart

Conduct vector experiments with this sturdy cart, which features an easily adjustable rigid plastic sail. Sturdy wheels and a wide base provide stability. Attach weights and use with inclined plane (#32300) to measure the force of the wind.

You need: small fan.

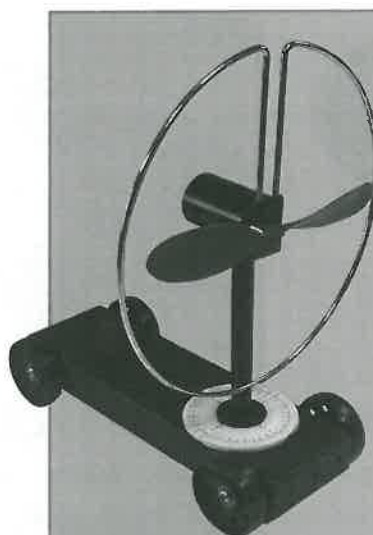


10-103

Constant Speed Vehicle

Long a favorite for introducing velocity and acceleration, our vehicle **includes:** three position switch (to power car in both directions), stable platform for carrying objects, hook for towing, and blunt ends for pushing. Also includes spacer to take the place of one battery for half speed operation.


Requires 2 C-size batteries.



611-1290

Fan Cart


Study acceleration independent of gravity and Newton's Law of Action and Reaction. **Includes:** frame around fan blade for safety.



10-105

Fan Cart


Our low mass cart with sturdy colorful wheels has a large adjustable sail and a novel system of shunts to obtain several speeds. Use without the sail to study motion with a constant force. Replacement propeller is #21437. *Needs 4 AA batteries.*



32280

Economy Cart

This low cost, rugged cart, with durable I-beam body and low friction ball bearings, can be used for force and motion studies. This is our most fundamental four-wheel dynamics cart.



33130

Wheeled Cart

This simple cart with I-beam body and low friction ball bearings has clips to retain a load, and a bracket for attaching a small DC motor (not included). The motor converts the cart into a constant speed vehicle.

Kinematics - Dynamics Cars



611-1300

Mini Dynamics Cars

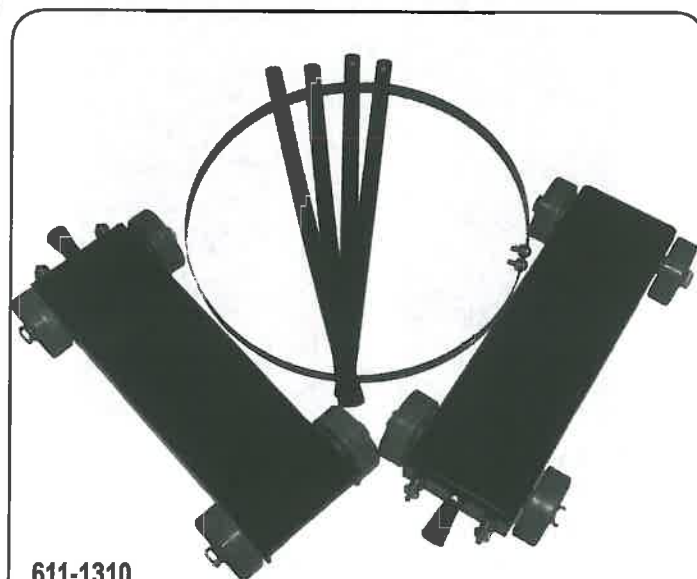
Each colorful car (13.5 x 5.5 x 3.8cm) has a 10" (25cm) spring steel bumper, deep well for weights (not included) and low-friction wheels that snap into place. **Includes:** 2 cars, 2 spring bumpers with 2 rubber bumpers, instructions.



611-1320

Three-wheel Dynamics Cars

Expect quantitative data from the accurately aligned axles on large, high impact resistant cars. Features include Velcro™ attachment and an easily set firing mechanism with 2 positions. Can be towed with rubber bands to simulate constant forces. Non-slip vinyl surface for holding more weight and a locking safety catch. Stackable, each car can support over 132 lbs (60 kg), has a low profile and 3 widely spaced wheels. Instructions.



611-1310

Deluxe Dynamics Cars


Show what an air track can do, at far less cost! Study momentum & elastic & inelastic collisions. Each car has 4 ball bearing wheels and holds over 100 pounds (45 kg). Wide base and low profile for carrying bulky loads. Bumpers screw on without tools. **Includes:** 2 high-strength plastic cars; 2 light, 2 heavy bumpers; large loop bumper; instructions.



14300

Dynamics Carts with Explorer

Two 3-wheel carts, one with an exploder with two levels of spring tension. Low friction ball bearings can carry additional masses on the 9 x 30.5 cm top. A trigger releases the exploder without applying horizontal force. **Includes:** 10 towing bands for applying constant force.




10-4300

Dynamics Carts with Hoops

Three-wheel carts have two easily attached large spring steel hoops to serve as bumpers. Use for many collision experiments.

Force & Equilibrium

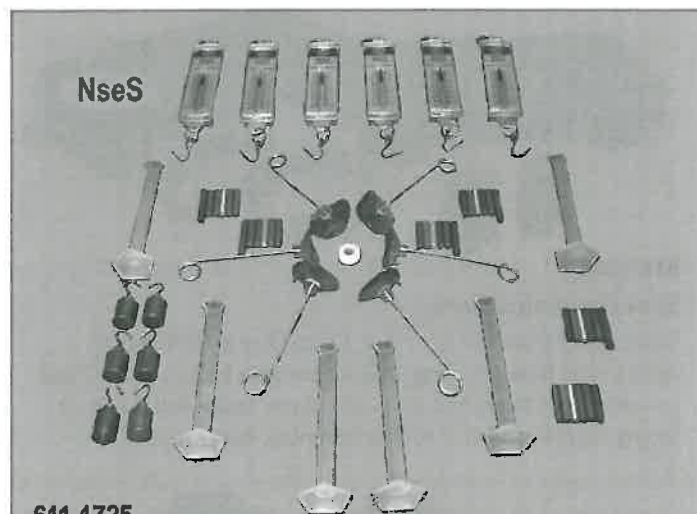


611-0105 • Gravity

611-0103 Timer

Gravity Drop Free Fall

Improve upon the classic free fall experiment with this updated device. 3 balls, electromagnet release, vacuum bulb release, 2 photogates and catch bag. 160cm high. *Needs Smart Timer (page 191).* • Ships oversize

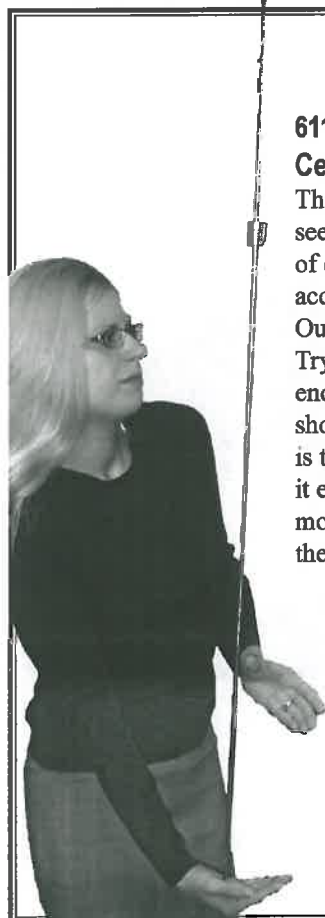


611-1725

Accent Science™ Gravity Investigation

This complete kit includes: 6 each, hanging rods, bobs & string (acceleration); graduated cylinders; sets of aluminum, copper, brass, steel, PVC & carbon specimens (density); foam peanuts, spring scales; copper cylinders with hook & string (weight); instructions with journal pages.

- Determine acceleration due to gravity; calculate density; study relationship of gravity, density, buoyancy



611-0370

Center of Gravity Paradox

Things are not always what they seem: introduce the concepts of center of gravity, angular acceleration and moment of inertia. Our 4' rod is weighted at one end. Try to balance it with the heavier end down; intuition tells us this should work. Actually, the opposite is true - turn it over and balance it easily on a mere fingertip. With movable mass and instructions with theory. Truly hands-on!



611-0351

Bottle Balancer

Our precision-cut board is great for teaching the center of gravity in a way that wows your class. It contains a hole to hold the neck of a water-filled two liter plastic bottle. With the right amount of water, it balances, seemingly "defying gravity," because the center of gravity is directly above the base. Experiment with varying amounts of water. Instructions.



14555

Overhang Blocks


Demonstrate equilibrium and center of mass when four stacked blocks are spaced at $L/2^n$. Note the top block overhangs the edge of the bench. Spacings are marked.

E-mail Justin Pascoe:
justin.pascoe@sciencefirst.com



***WARNING:** These teaching aids are not toys. Products are not for children under 13. Products may contain lead or choking hazards such as small parts, small balls, marbles, and balloons. Adult supervision is required.

Force & Equilibrium



611-0350

Roman Arch Set

Build a working model of the Roman Arch and learn why it's so strong. A puzzle in force and geometry. Try building it without the template - it's not as easy as it looks! (Build on a flat surface, then raise.) **Includes:** 23 pine blocks in 6 unique shapes, instructions. Blocks are about 2 x 2 x 3/4" (80 x 50 x 19mm). Base 16" (406mm).

Putting
Science First
since 1960



611-0355

Catenary Arch Set


Here's a great hands-on lab for physical science, math or even art. Our streamlined block set helps explain the unique structural strength of a catenary arch. While the math is complex, the basic shape is not. **Includes:** 13 pine blocks, 2 x 1" (5 x 3.8cm); instructions with template. 8 x 5.5" (20 x 14cm) when constructed.



32050

Balance Support

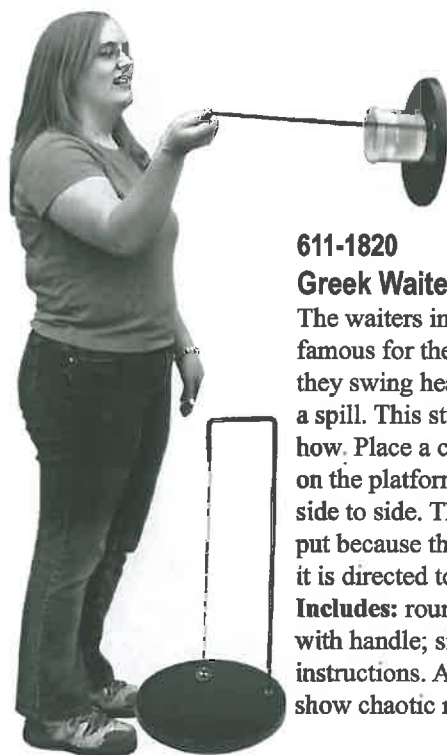
A meter stick and knife-edge clamp are required to use this support in fashioning a simple balance to investigate torque.



611-0375

Double Cone & Plane

Defy gravity as our cone appears to roll upward. This visual demonstrator of the center of gravity has a wooden frame with diverging rails and a double-ended cone. Although the cone appears to roll up, actually the center of mass is moving down.



611-1820

Greek Waiters Tray

The waiters in Greek cafes are famous for their dexterity as they swing heavy trays without a spill. This sturdy device shows how. Place a container of water on the platform and swing from side to side. The container stays put because the force acting on it is directed toward the center.

Includes: round wood plate with handle; simple pendulum; instructions. Add magnets to show chaotic motion.

How to use:

1. Weigh and measure each cylinder.
2. Stack cylinders on center pin.
3. Calculate center of gravity. Record.
4. Place tower on incline. Slowly tilt until it topples. Find angle of topple with protractor.

Meets National
Science Education
Standards &
Benchmarks of
Science Literacy



611-0395


Accent Science™

"Mystery of the Tower" Kit

Make the center of gravity the center of attention with this intriguing class kit. Observe, move and measure the mathematical concept of "center of gravity" with enough materials for your entire class. **Kit includes:** 6 Learning Tower of Pisa™ sets; 6 protractors; Instructions with questions & pages.

PHYSICS


Kinematics



32175

Pendulum Wave


Nine pendula, each having a 2-line mount, vary from slightly less to slightly more than 20 swings in each 20 seconds. With a simultaneous start, the bobs make a very captivating wave-like parade that shows all the possible phase relationships before returning to unison and starting over again. The rigid interlocking frame is 55cm wide and 48cm high and provides offset sharp edges to support each pendulum.



611-0065

Newtonian Demonstrator

Demonstrate Newton's Third Law of Motion and Principle of Conservation of Momentum. **Includes:** 5 chrome-plated steel balls on strings suspended from a plastic frame. 23 x 18 x 23cm.



611-1860

Pendulum Clamp

Suspend 3 pendulums at once and adjust each with this welded steel clamp. Connects to any 13-19mm diameter support rod. 27cm long. **Includes:** individual cord clamps.



14490

Adjustable Pendulum

This compares the periods of two drilled steel balls with individual string lengths up to 80cm. The novel mount fastens to a ring stand and allows the length to be easily changed while the bob is swinging, allowing for qualitative studies of period, frequency and beats. *Need stop watch.*



32170

Collision Balls

These 5 balls, each in adjustable 2-line suspension, shows that both momentum and kinetic energy are conserved when several balls are swung back and released. The same number swing out at the opposite side following the collision. *Requires ring stand.*

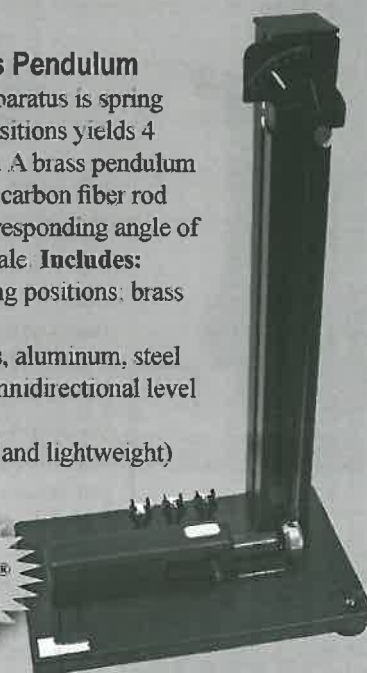
611-1720

Economical Ballistics Pendulum

Our highly repeatable apparatus is spring fired. 4 different firing positions yields 4 different initial velocities. A brass pendulum connected to a scale by a carbon fiber rod catches the shot. The corresponding angle of rise is indicated on the scale. **Includes:**

- Spring gun with 4 firing positions: brass pendulum (35g)
- 3 different shots: brass, aluminum, steel
- Adjustable feet and omnidirectional level to set the unit
- Carbon fiber rod (stiff and lightweight)

See pg. 14 for
Daedelon® & Beck®
Pendulums




Force & Equilibrium



611-1135

Acceleration Paradox

It all happens in a flash, but the point it underscores will remain with your class for a long time. When a ball and board are released together, the end of the board outstrips its center of mass, leaving the ball behind. The ball is caught in the included cup, an acrobatic feat. **Includes:** two boards, 30" long, hinged together; cup; instructions.



32005

Adding Momenta

Twin hammers are mounted at right angles so each imparts a component of momentum to the croquet ball. The included reinforcement rings allow the precise positioning of the ball. **Includes:** mounting clamp. *Needs paper, lab stand.*

611-1282

Pocket Accelerometer

Measure acceleration without cumbersome calculations on a bike, in a car, even on a roller coaster! The plastic face is calibrated with an easy-to-read scale in "g" units. Freeze the reading with the lock bar. 4 x 4 x 1/4" (10 x 10 x 3cm). 1 lb (500g). Instructions tied to National Standards.



E-mail us:


info@sciencefirst.com



10-106

Galileo Lab Material


Galileo used similar materials to determine the acceleration of falling bodies. **Includes:** 175 cm inclined plane with adjustable stop, a steel ball, and materials to make a water clock from a funnel a stopper and a tube.



611-1340

Acceleration Trolley

Show how the rate of acceleration of an object depends upon the angle of incline. Our aluminum trolley has two low-friction pulleys to ride along wire cable fastened to a wall. There are three holes in the trolley for attaching weights and brackets for positioning along the cable. **Includes:** trolley with 50mm diameter pulleys; 1.5m wire cable; attachment kit; instructions for installation and calculations.




611-1280

Liquid Accelerometer

What flings you out when your car cuts a corner sharply? Visualize the effects of inertial movements. Horizontal acceleration creates characteristic wave patterns as the colored liquid inside our transparent housing moves in the direction opposite to the acceleration. Measure patterns with imprinted horizontal and vertical grid. **Includes:** hook and loop connector to attach to a dynamics car or rotating platform; grid lines; instructions. *Needs food coloring.*

PHYSICS


Force & Equilibrium



611-0070

Duff's Inclined Plane

Visualize "time" in the oscillations of a rolling ball. Study uniformly accelerated motion by rolling a ball down a curved track. The oscillating ball leaves a trail in powder. Measure the distances traveled between each half wavelength and subtract to show the differences are constant. The fact that a ball is rolling down the incline, not sliding, changes the mathematical workup performed in most physics labs. **Includes:** curved plastic track; wood support one end; 3/4" (19mm) diameter steel ball; instructions with theory. *You need fine powder or chalk dust.*



611-1215

Ring & Disc

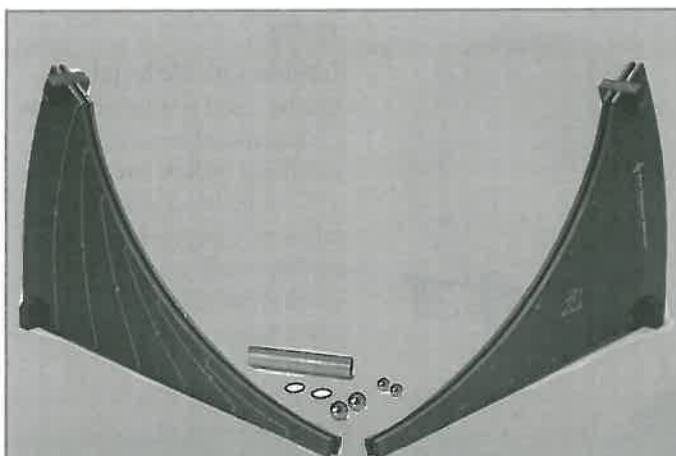
Simple materials of the same mass and diameter - metal ring and wood disc, each 4-1/2" (11cm) across - demonstrate mass distribution in rolling bodies. Roll them together down an incline and time which is faster. With instructions.



611-1815

Rattle Back

Rattle backs or "Celtic stones" are a curious study in mechanics. The top will rotate readily in one direction. Spin it the other way, however, and it will stop, "rattle" and reverse direction! Is it magic? A violation of physics? With instructions.



14180

Cycloidal Ramps

Harness the unique properties of the cycloid three ways! Each carefully machined curve has a full-length track for a descending ball. In their tautochrone configuration, you'll see that two balls released simultaneously from different points reach the end of the ramps at the same moment. When placed so that the balls' paths intersect, the ramps become excellent colliders. Position markers allow for repeatable experiments varying the gravitational potential energy of each ball. Vary collision angle and ball mass to explore vector diagrams on carbon paper. In their brachistochrone configuration, the ramps demonstrate that the shortest path for an object traveling between two points separated in X and Y axes is not a straight line but the cycloidal curve!

Includes:


- Ramps with feet, 2
- 11 & 19mm steel balls, 2 ea.
- Chime
- Carbon paper



611-1285

Stringless Pendulum

Don't tie yourself down when showing simple harmonic motion! Investigate the period of an oscillating body from a new perspective. When started at the maximum height, the included steel ball rolls back and forth on the curved track. Measure the period to predict pendulum length.



14900

Curvature of Space & Time

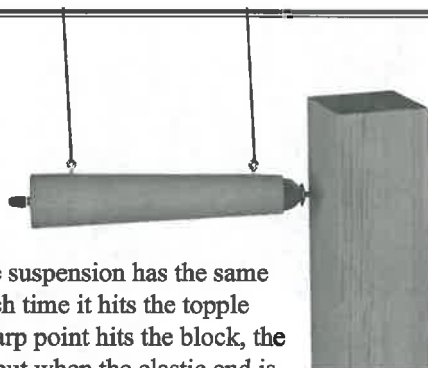
A framed oval of Spandex fabric, its shape distorted by positioned masses, simulates the gravitational behavior of objects. Two masses and two balls are provided to demonstrate plausible orbits around one-mass and two-mass systems in a very tactile way. Using the large and small steel balls, the mutual attraction of masses is easily demonstrated.

Force & Equilibrium

20700

Bouncing Dart

A dart on a two-line suspension has the same potential energy each time it hits the topple block. When the sharp point hits the block, the block will wobble, but when the elastic end is used, the block will topple. More momentum is transferred in the elastic collision than in the inelastic collision.



611-0400

Wind Tunnel


Perform many intriguing experiments with our new wind tunnel. Study drag, lift and other aerodynamic features with models of your own design. Try different wings or shapes to see their effect on a digital balance. Instructions. Needs digital scale, ring stand, power supply.



611-0125

Coefficient of Restitution

The Coefficient of Restitution is a ratio of the velocities of two objects before and after a collision. If the coefficient of restitution is zero, the collision is perfectly inelastic: all the energy is absorbed and no bounce occurs. If it is 1, the collision is perfectly elastic: all the energy is conserved. Includes: graduated acrylic tube, steel base, and a collection of balls. Instructions.



611-1700

Collision In One Dimension

It may be one-dimensional, but it's a good lab!

Study elastic collisions by observing the effects of conservation of momentum and energy. Propel one or more balls down the track to hit balls grouped further down. Observe how far - and how many - in the second group move in response. Includes: 27" (68cm) aluminum channel track, 5 steel balls (3/4"/19mm diameter), 2 molded plastic supports, instructions.



14155

Collision in 2D

This low-cost, versatile device is ideal for studying conservation of momentum and kinetic energy in both elastic and inelastic collisions in two dimensions. The constant fall time is used to convert displacements to velocities, which become momentum vectors with the addition of masses. Includes heavy gauge platform, steel, glass & wood balls. You need C-clamp for mounting.



611-0100

Force Mechanism Trough


(Study rolling and sliding friction)

How does acceleration and gravity affect a moving body? Study acceleration, speed and distance under a variable force. Propel a ball or two down our track and observe how other balls react. Includes: 43" (110cm) one-piece metal track; plastic supports; trigger with 4 settings; 5 steel balls, 1" (25mm) diameter; wood block; and instructions.



PHYSICS

Force & Equilibrium



20750

Recoil Again

Study conservation of energy and momentum by showing that an elastic collision transfers more momentum than an inelastic one. When a "happy" ball topples the block, it recoils; the "sad" ball simply fell. *You need ring stand & clamp.*



611-1400


Magnetic Ballistics Car

How to show that the horizontal component of force is independent of the vertical? With this reliable device, a magnet on a string trips a mechanism which launches the ball. **Includes** car with barrel; 25mm steel ball; magnetic trip and instructions.

611-1405

Remote Ballistics Car


This has a trigger that can be operated with a remote control. As the car propels forward, shoot the ball out of the barrel with the remote. Marvel as the ball is caught again by the moving car! With a smoother run and less friction than our prior design, this unit includes a car with barrel; 25mm steel ball; trip that operates by remote control; remote control, instructions.



611-1705

Gaussian Gun™


Create a magnetic chain reaction with this unique device. A slow moving steel ball will be accelerated to 3-4 times its original speed by the pull of magnets and Newton's Third Law. As a ball approaches the powerful magnet, it is accelerated into that magnet, but on the other side, there are two balls in a row. The impact of that ball kicks off the farthest ball on the other side just like Newton's Cradle. **Includes:** 4 neodymium magnets; 4 movable magnet holders; 10 steel balls (19mm diameter); low-friction metal track with open end; instructions.



14477

Properties of Motion

Study motion from Galileo through vectors with our curved chute and 4 different balls. Study momentum in hitting, bouncing and recoiling in elastic and inelastic collisions. Also explore periodic motion with light & heavy pendulums. **Includes:** aluminum ramp, 4 balls (steel, glass, "happy" & "sad"), solid block, pendulum support with two bobs (plastic and lead), line. Instructions



611-0110

Second Law of Motion

Which ball will strike the ground first, one dropped down or one shot outward? Because the horizontal component of force is independent of the vertical, the answer is - both! See it to believe it. **Includes:** aluminum base, spring plunger with 2 settings; 2 steel balls (1" / 25mm diameter); instructions.

Force & Equilibrium - Friction



611-0082

Friction Cube (4 Surface)


Wood cube has 4 different surfaces (wood, sandpaper, paper, vinyl), attached hook. 5cm sides.



611-0080

Friction Box


Determine the Coefficient of Friction with loads. High quality wood box has an open top, ring at one end and non-slip bottom. 15 x 9 x 8cm.



611-0085

Friction Blocks & Surfaces

Show how different frictional characteristics affect the force that moves a stationary body. **Includes:** 3 wood blocks (7.5 x 10cm) with hooks - plain, mirrored surface and sandpaper surface; 7.5 x 35.5cm base; instructions.



13100

Friction Block Set


Study the effects of friction for a variety of surfaces. Distinguish between coefficients of static and sliding friction. **Includes:** two wooden blocks with hook and eye: one with a mirror on one surface; one with mirror and sandpaper surfaces.



32370

Friction Block

Equipped with a hook, this 4 cm x 8 cm x 15 cm pine block presents two different surface areas when used with a spring balance and additional weights to explore static and kinetic friction. The coefficient of friction can be found against various other surfaces.



32967

Sliding Friction


The mass is not included nor is the spring balance, but the rest of this apparatus enables sliding friction with a changing contact area between the two pieces. The 6" by 40" base has non-skid feet and the sled has a towing pin, which make this apparatus very easy to use for lab demonstration.



10-102

Plastic Beads

Creates a very low friction surface by spreading these in a confined area. For use with pucks and magnets in studies of energy and Newton's Laws.




33010

Surface Board - ISCS

This kit is designed to study the effect of different types of friction on the force required to move a stationary body. The four element multi-surface board (sandpaper, rubber, cork, cardboard), the friction block with 1 hook, and the friction block with 2 hooks provide support for the ISCS format or other traditional investigations of the topic.

PHYSICS

Force & Equilibrium - Friction - Torque



33024

Torque About It

Predict and then check the balance point of a system randomly assembled from one of 5 metal rods, one of 5 pieces of tubing, and one of 5 wooden dowels combined in a particular way. **Includes:** free software source and solution program.




33026

Torque Feeler

Connection with concept is immediate when a fixed force operates at varying distances and angles to produce a torque, which must be resisted by grasping the smoothly sanded wooden handles. **Includes** 1000 gm hooked weight.


E-mail Justin Pascoe:
justin.pascoe@sciencefirst.com



611-1130

Breaking Board Paradox

Don't know your own strength? It's entirely possible. Lay our thin slab of wood on a smooth surface with newsprint over half. When you strike the slab, what happens? Due to its large surface area, the weight of air holds the board in place. The board breaks instead of sliding. **Includes:** wood for 10 experiments; instructions. *You need newsprint.*



611-0120

Rolling Friction Cars (Set of 4)

Wheels seem to perform the impossible - to overcome the effects of friction. But any wheel will experience friction ("rolling resistance"). This set contains 4 cars with wheels of differing materials - wood, soft rubber, felt, extra-soft silicone. Each car is the same mass to simplify calculations. With instructions.



611-0045

Halls Car Metal-Wheel Halls Car

The one-piece aluminum wheels and axles mount in cone bearings for low friction. One piece plastic body.



611-0040

Halls Car Plastic-Wheel Halls Car (0.15 Coefficient of Friction with no load)

Study the relationship between work and energy with this virtually frictionless car. Plastic-molded body has a deep well for weights. Covered plastic wheels snap into place if dropped. High-tech recessed sleeve bearings never need adjustment. Instructions. 13 x 5 x 3.5cm.

Force & Equilibrium



19385 Set 2

19380 Set 10

Vector Board Set (Set of 2 & 10)

Two soft boards display three vectors each as outstretched precise springs on the paper, radiating from a common point. Subtracting the original length of each spring leaves three relative force vectors in equilibrium. **Includes** 6 pieces of paper; 6 long pushpins. Also in Class Set of 10.




Spring Scales (For Force Board)

For direct readings for force & measurement. Transparent tube. Color coded. Calibrated in grams & newtons.

- Read from 100g/1.0N to 5000g/50N
- Fusion-welded for durability. Top and bottom won't come off

611-0000	Purple	100g/ 1N
611-0005	Blue	250g/ 2.5N
611-0010	Green	500g/ 5N
611-0015	Brown	1000g/ 10N
611-0020	Red	2000g/ 20N
611-0025	White	3000g/ 30N
611-0030	Yellow	5000g/ 50N
611-0032	Set of 7	one each



32445

Linked Springs

Learn what happens to the spring constant when identical springs are connected in series and in parallel. Learn about summing reciprocals in the mechanics part of the course where the notions are real and the concepts concrete. With instructions.




611-1110 With weights

611-1112 Without weights

Hooke's Law Apparatus with Weights

Hooke's Law, named after physicist **Robert Hooke**, states that the stretch of a body is directly proportional to its load. This lightweight, precise apparatus is the perfect way to show this. It can also be used to show harmonic motion by counting the oscillations of a vibrating weight suspended from a spring. **Includes:** 15cm long adjustable, reflective scale, graduated in millimeters, mounted to a support rod and base; spring with very low spring rate for ease of measurement; weight holder with attached pan and pointer; illustrated instructions; slotted weights in a reusable case.



15105

Helical Spring Set

Investigate Hooke's Law and the important concept of energy conversion with this dependable set. Determine the spring constant of a helical spring using two different methods, by stretching of a spring and by oscillating a spring. **Includes:** 3 weights, spring.


611-0115

Weight Set

Here's a handy set of 10 brass weights with slots and holder. **Includes:** 10g, 20g (2), 50g, 100g (5), 500g.

PHYSICS


Force & Equilibrium - Force Boards



32350

Force Board without Springs


Notched every 10° , the 56 cm dia. board uses spring balances to show 3 vectors in equilibrium. Slide paper under balances for analysis. *Springs not included.*



14015

Force Board


Notched every 10° , the 56 cm diameter board has 3 spring balances to portray 3 vectors in equilibrium. Slide paper under the balances to graph and analyze results.



611-0250

Force Board with scales

Low-cost alternative to the Force Table. Graph the composition of forces & direction & magnitude of vectors. Link 3 spring scales together by a center harness and measure their corresponding angles and distances. Slide paper under the harness to mark the center, trace the position of the arms, and record each reading. **Includes:** tempered masonite disc with 117 precision-punched holes, 3 spring scales, 3 aluminum clips, instructions.




611-0255

611-0255 Force Table

611-0260 Force Table Pulley (ball-bearing)

Deluxe Force Table

Here's the classic way to study force and vectors. Our lightweight, accurate device exceeds the degree of accuracy needed for most high school or college labs. Our 16" (40cm) diameter masonite disc balances on our sturdy cast-iron tripod base. The disc has a permanently printed decal with large, easy-to-read numerals graduated in two 360° scales to prevent parallax error. The weight harness snaps into place around a central ring. The base can be fine-tuned with leveling feet. Pulleys feature a low 0.04 Coefficient of Friction. **Includes:** 4 pulleys; 4 slotted "use anywhere" weight hangers; tripod base; force table with two scales; instructions with theory and sample problem. *You need slotted weights.*



611-0095

Force Table Paper™ (50 sheets)

Here's a new twist to your vector lab - do calculations right on the force table. Attach our paper circle with two 360° scales beneath the center pin. Discard when done or hand in with your lab.




14010

Force Table

Proved through years of classroom service and based on the principle that friction is easy to ignore in an earthquake, this 40 cm diameter table resolves angles to 0.5° . It uses glass quarter bends to display up to four vector quantities at a time using washers to represent their relative magnitudes. Gentle tapping on the table lets the center ring migrate unless the vectors represented are truly in equilibrium.

Simple Machines



14660

Learning Ladder

A four foot real ladder, made to a convenient scale, offers four choices of footing, an included clinometer and a base which provides a suitable vertical wall. The ladder can also be reversed to allow the upper wheels to ride on the base in order to study the relevant forces in more detail, with user provided instrumentation.



611-0031

Inclined Plane (With Pulley)

Use with ring stand or books. Our hardwood board (5 x 23-1/2") (12 x 60cm) has a low friction pulley at one end.



611-0260 Ball-bearing

611-0265 Plastic

Clamp Pulley

Turn a board into an inclined plane with this nearly frictionless pulley. 2" (50mm) diameter ball-bearing or plastic sheaves. ABS plastic. Adjusts to 3/4" (19mm).



611-1030 Ball bearing

611-1035 Plastic

Pulley with Rod

Ideal for inclined planes that accept shaft diameters to 5mm thick and rods up to 10cm (4") long. Designed to fit our **611-0035** Inclined Plane (page xx), it features a low Coefficient of Friction of 0.04. **Includes:** aluminum rod; ABS plastic mount; ball bearing or plastic sheave 50mm (2") in diameter.

Accessories for Inclined Planes


611-1220	Variable Inertia
611-1215	Ring & Disk
611-0080	Friction Box
611-0082	Friction Cube
611-0085	Friction Blocks

611-0050

Weight Pan

(For **611-0035**)

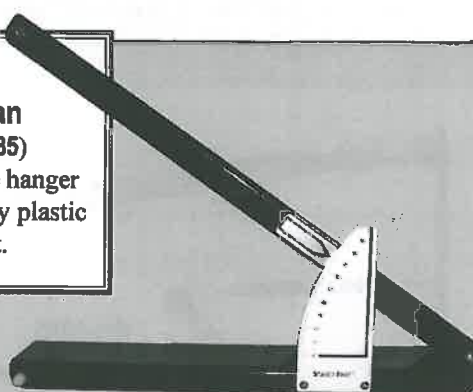
Strong wire hanger holds sturdy plastic cup upright.



611-0055

Economy Inclined Plane

Study friction at different angles. **Includes:** 60 x 10cm wood incline hinged to wood base, metal pulley, protractor, 3 friction boards (2 wood, 1 metal), weight pan; string, hooks. Instructions. 645 x 125 x 40mm.



611-0035 Inclined Plane

611-1030 Pulley with rod, ball bearing

611-1035 Pulley with rod, plastic

Deluxe Inclined Plane

Here's the classic way to demonstrate the resolution of forces, uniform and accelerated motion and kinetic and potential energy. Our all- aluminum, accurate, easy to use device folds for storage and clamps to angles 0 to 45°. Rugged PVC protractor with high-resolution scale, special low-friction pulleys. Instructions. Accessories below.

Simple Machines



32950

Simple Machines Deluxe

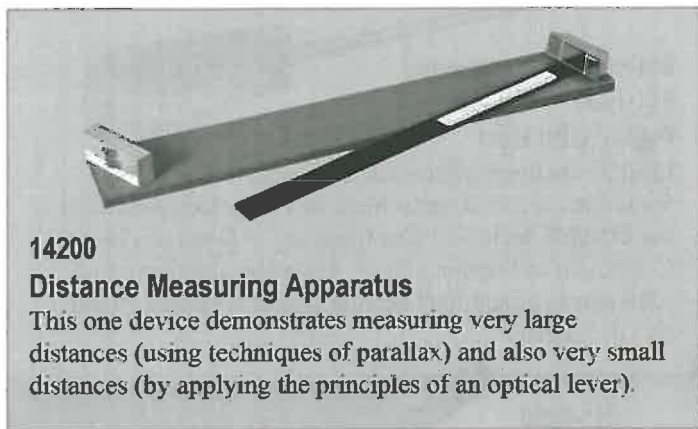
Standard size components in this assortment provide several levels of introductory experiences in the topic of mechanics. This durable collection emphasizes the basic principles of the six elementary classical mechanisms: lever, wheel and axle, pulley, inclined plane, screw, and wedge.



32955

Simple Machines Kit

Abbreviated components, selected for their simplicity and ease of operation, provide for 24 introductory mechanical experiences. Seventy-five pages of detail accompany the materials to support and encourage productive student inquiry and satisfying teacher demonstrations using the classical mechanisms: lever, wheel and axle, pulley, inclined plane, screw, and wedge. This kit includes specific experiments dealing with the effort arm with respect to levers of the first, second, and third class; reducing effort with a wheel and axle; fixed and movable pulleys to change the direction and amount of a force; inclined plane in the context of mechanical advantage; and the relationship between wedges and screw.



14200

Distance Measuring Apparatus

This one device demonstrates measuring very large distances (using techniques of parallax) and also very small distances (by applying the principles of an optical lever).



14650

Learning Levers

Four foot beam models three classes of the lever as a simple machine.

611-0410

Giant Lever

This brings the joy of the teeter totter to the mundane classroom. But it's not all fun and games: we've got work to do. Demonstrate a neat example of mechanical advantage. Place up to 100 pounds (or a student), show how mass can be lifted. 3 fulcrum positions.




611-0365

Simple Truss Kit

Quantify the effect of force on a basic mechanical derrick or truss. Introduce simple bridge building by exploring compressions, tensions, force and equilibrium. **Includes:** 0.5m knife edge with hooks on both ends; V-shaped clamp; instructions. *You need stand, hanger, spring scale, cord, slotted weight and protractor*

Simple Machines



Build-A-Pulley

Like building toys, these low friction modular pulleys snap together with interlocking brackets. Connect up to 6 for a lab in simple machines. Attach strings and hooks to bracket holes to create single, double or triple sheave pulleys.



Includes: 3 sheaves (2" / 50mm diameter), 2 end, 2 center brackets.

- 611-1050 Build-a-pulley
- 611-1051 Sheaves, pack 10
- 611-1052 Ends, pack 10
- 611-1053 Centers, pack 10

611-1890

Maxwell's Wheel

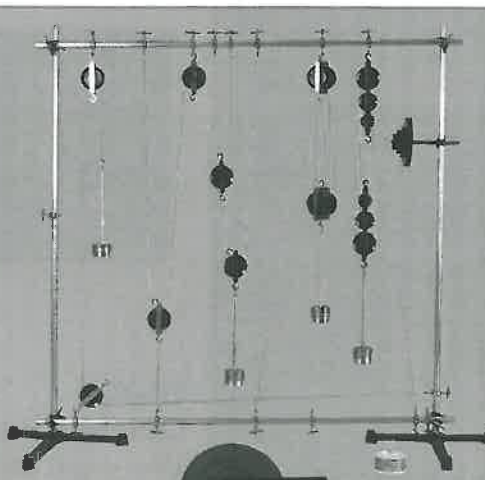
Investigate conservation of mechanical energy and momentum. Our wheel rolls to the top by a string wound on its axle, then turns potential energy into kinetic and rolls back. At the bottom, the wheel rolls up again. In an ideal world this continues forever; when friction sets in, the wheel will stop.



- 611-1020 Double
- 611-1025 Triple

Inline Plastic Pulleys

These free-running tandem pulleys have 1, 2 or 3 rigid plastic sheaves and nickel-plated steel frames with hooks on either end. Single has 50mm sheave; double has 38 and 50mm sheaves; triple has 25, 38 and 50mm sheaves.



432720

Pulley Demonstration Kit

Everything you need to study block & tackle, wheel & axle, mechanical advantage! **Includes:**

- Stand, base/ rod units, 2
- Crossing rods, 5; pulley cord
- Wheel & axle; hook collars, 16
- Single pulley, 6; quad pulley, 2
- Slotted Masses: 10g, 2; 20g, 3; 50g, 5; 100g, 5
- Weight Hangers, 4

- 611-1040 Ball bearing
- 611-1045 Plastic

Tabletop Pulley

Ball bearing or plastic sheaves

This versatile pulley rotates 360°, adjusts up to 10cm, locks in place with a thumbscrew and fits surfaces 5cm thick.

Includes: glass-filled nylon molded clamp and pulley; blue sheave 2" (50mm) diameter; stainless steel rod.



611-1065

Wheel & Axle

The mechanical advantages enjoyed by lever systems capable of continuous rotation can be shown by our Wheel and Axle. Our wheel has a ball bearing which turns on a single steel axle for the lowest possible friction. It is fitted with 4 coaxial pulleys in ascending sizes: 42, 58, 75 and 112mm diameter sheaves.



Economy Pulleys

(Single to quadruple sheaves)

Good for experiments with pulley systems, these attach easily with included hooks. Determine mechanical advantage, velocity ratio and efficiency, "work" done by force over distance. **Includes:** metal frame with hooks, plastic sheaves.

- 611-1000 Single
- 611-1005 Double
- 611-1010 Triple
- 611-1015 Quadruple



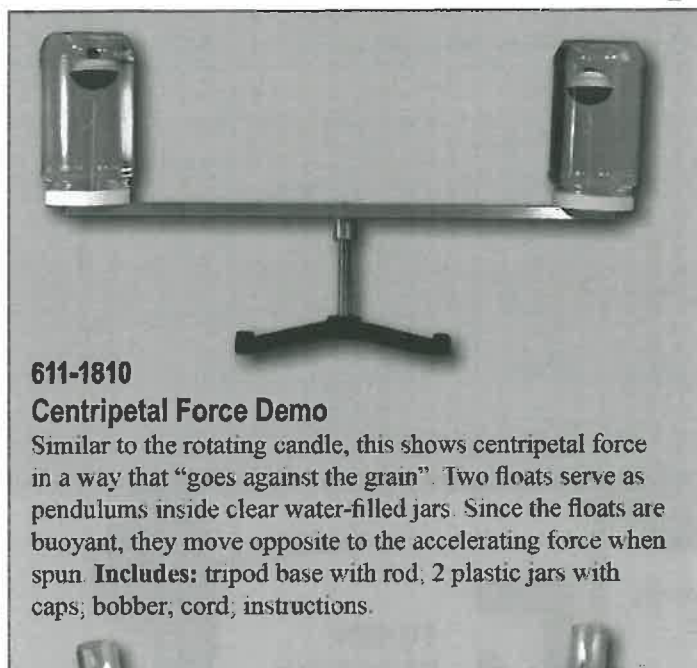
611-1028

Atwood's Machine

Study linear and angular acceleration and force. Hang two masses of different weights over our pair of pulleys and observe the unequal gravitational forces that act on them. Based on an experiment by **George Atwood** in 1784, our device consists of two low-friction pulleys mounted on a metal rod. 1 lb (500g). 3 x 8" (7.5 x 20 cm). Instructions.

See pg. 12 for
Daedalon®
Atwood Machine


Rotation & Oscillation - Centripetal



611-1810

Centripetal Force Demo

Similar to the rotating candle, this shows centripetal force in a way that "goes against the grain". Two floats serve as pendulums inside clear water-filled jars. Since the floats are buoyant, they move opposite to the accelerating force when spun. **Includes:** tripod base with rod, 2 plastic jars with caps; bobber; cord; instructions.



611-0210

Centrifugal Hoops


These copper hoops are joined by a single shaft. Spin the shaft with your hands or drill and watch as the hoops change from a sphere to an oblate. A good way to show Earth's rotation.



611-1825

Rotating Candle Apparatus


A great way to understand centripetal force and centrifugal force. Why do the flames turn in instead of out when spun on the rotator?



14020

Centripetal Circle

Dispel a popular misconception! Our two part circular track causes the included large durable resin ball to move in a circle or tangent to that circle, but never radially.



14004

Centripetal Demonstrator

How can loose links become a rigid wheel? Introduce a classroom "ring-a-round the rosie." Show that the sum of the forces on a link, or person, always point to the center of the circle. *Needs variable drill.*



See pg. 13 for
Beck®
Centripetal Force



611-1800

Centripetal Force Kit

This PSSC kit can show the effect of mass, radius and velocity on the centripetal force of a rotating body. The experiment uses the weight of 1-20 one-gram masses from one end of a cord as a counterweight to the pull of a rubber weight swinging in a circle overhead. **Includes:** handle, sturdy cord, rubber weight, masses (20), instructions.

Rotation & Oscillation



611-0205

Rotating Platform

Turn your students into human gyroscopes. Now you can do the "skater's spin" without skates, rink or ice! Our stable 16" (40cm) wide bright blue wooden disc has a nonslip surface and safely holds up to 220 pounds (100kg). Used hands-on (or feet-on), it has very low friction with a weight of 100 lbs (50kg). Instructions with theory.



18750

Rotating Platform


Place this on a back-less lab stool or carefully stand on it, using outstretched masses or bicycle wheel gyroscope (#18700) to demonstrate torque and angular momentum. *Maximum 250 lbs*



611-0200

Bicycle Wheel Gyroscope


Spin this student-sized wheel, then try to tilt or deflect it. It turns freely on its axis and has large, comfortable handles. Because mass is concentrated at the rim, you feel the force of rotation. Instructions. (Stand on 611-0205, above, to begin to spin yourself!)



18705

Bicycle Wheel Gyroscope

Bring precession diagrams to life! This is easy to use by hand because of its smaller diameter, massive tire, and simple means of hanging and loading. Requires a rotating platform (#18750) and suspension line.



32290

Coriolis Apparatus

(ESCP) (The Science Source®)

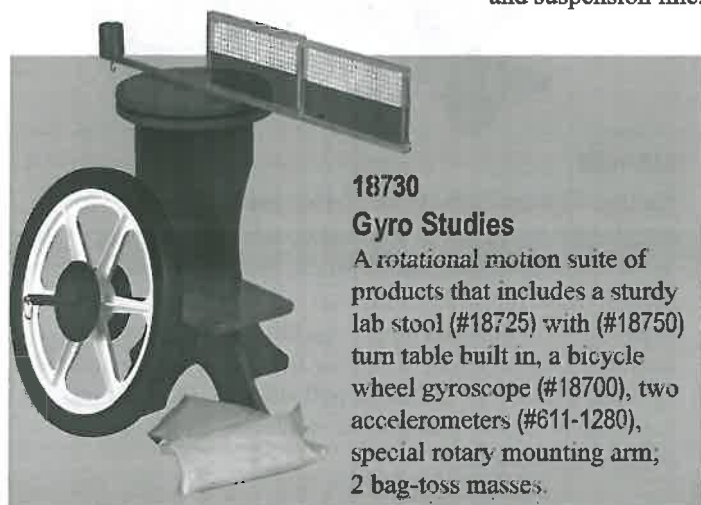
This demonstrates that the Earth's rotation causes linear motion to be perceived as curvilinear motion, and is different in the Northern and Southern hemispheres. A ball can be launched from the center or from the edge of the rotating disk, leaving a carbon track on white paper.



653-3045

Coriolis Effect

Named after the French mathematician, *Gaspard-Gustave Coriolis*, this shows the apparent tendency of moving objects to deflect when viewed against a rotating surface, such as an airplane across the globe. Drop a ball while spinning the platform and watch how it deflects. Contains turntable, launching mechanism, steel ball and sheet of carbon paper. Instructions.



18730

Gyro Studies

A rotational motion suite of products that includes a sturdy lab stool (#18725) with (#18750) turn table built in, a bicycle wheel gyroscope (#18700), two accelerometers (#611-1280), special rotary mounting arm, 2 bag-toss masses.




18725

Lab Stool

A rotational motion sturdy stool which has a turn table built in.

Rotation & Oscillation



611-1850

Counterpoise Gyroscope

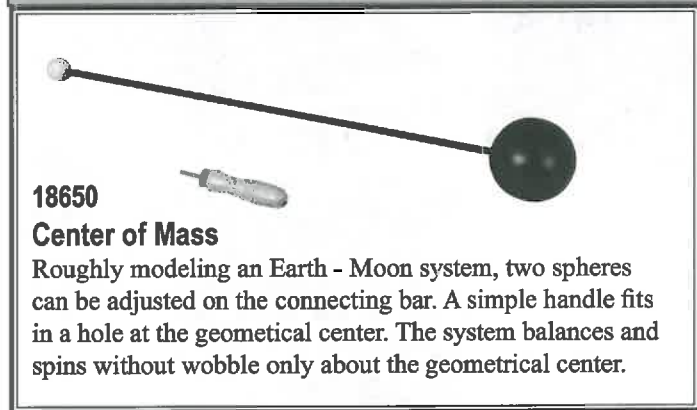
A great tool for demonstrating precession and permutation under gravitational force. Our high quality gyroscope has a movable mass to balance the system. Placement of the mass will alter the direction of precession and allow the unit to rotate right or left.



611-1855

Loop-the-Loop

This high-quality apparatus easily demonstrates the transformation of potential to kinetic energy. Use the built-in ruler to measure the distance (in cm) the ball has dropped from its starting point at the top. We feature a two-sided plastic disc backdrop that allows for measurements in degrees or cm when the ball traverses the loop. **Includes:** steel balls (2), rubber-coated ball, sturdy wood base and instructions.



18650

Center of Mass

Roughly modeling an Earth - Moon system, two spheres can be adjusted on the connecting bar. A simple handle fits in a hole at the geometrical center. The system balances and spins without wobble only about the geometrical center.



611-1831

Gyroscopic Stabilizer (With gyroscope)

Ever wondered what keeps today's enormous ships from rolling? Show a practical application of angular momentum. The sturdy ABS "ship" (8 x 8") has two runners that allow it to rock easily. The included gyroscope has a 3-1/2" plastic rim and 2" heavy metal wheel on a low-friction shaft. Spin the gyroscope and set it to enhance or dampen the ship's roll. Quantify by counting the number of rolls. **Includes** ship and gyroscope. Instructions.



611-1830

Deluxe Gyroscope (With gimbal cradle)

Explore the mysteries of precession, inertial guidance, gyroscopic compasses, stabilization. This hands-on, precision-machined demo runs up to 3 minutes. Dynamically balanced 6 cm diameter steel rotor has near-frictionless bearings. Gimbal cradle with cone bearings pivots to hold the spinning gyroscope. **Includes:** pull string and handle; plastic base; plastic rocker with gimbal cradle; washers; support hook; and instructions.

Properties of Solids



Brass
Steel
Copper

Metal Specimens (Singly or Set of 3)

Measure density by determining the mass and volume.
50mm x 13mm diameter. Instructions.

- 611-2060 Set of 3
- 611-2062 Steel
- 611-2063 Brass
- 611-2064 Copper



Brass
Aluminum
Steel
Copper

611-2010

Specific Gravity Blocks (Set of 4)

Rectangular blocks in four different metals are 13 x 13 x 50mm.



Carbon
Steel
Glass
Aluminum
Brass
PVC
Copper
Polyethylene
Styrofoam


611-2055

Specific Gravity (Set of 9)

Large enough for younger children to handle. Densities 0.05 to 19g/mL. Includes: 7 cylinders, 32 x 5.5mm (carbon, aluminum, brass, PVC, copper, polyethylene, steel); glass sphere; styrofoam lump. Instructions. Each 1cc in volume.

Putting
Science First
since 1960

Free science video:
How to appreciate
Newton's Genius? Check
out our science videos at
www.sciencefirst.com.



Steel
Aluminum
Brass
Zinc

611-2065

Specific Gravity Cubes (4)

25mm cubes with hooks on one face for easy handling. Includes: 1 each, aluminum, brass, plated steel and zinc; instructions.



611-2100



611-2105

611-2100

Aluminum Density Rod

Precisely calibrated cylinder floats in cold water and sinks in hot, proving water's differing density at different temperatures. 6.5 x 1.9cm. Fits most graduated cylinders. Instructions.

611-2105

Reverse Density Rod

Why does high-density plastic *sink* in cold, yet *float* in hot water? It becomes less dense as it heats. 6.5 x 1.3cm, weighted & tested. Instructions.

PHYSICS

Properties of Solids



611-2180

Density Ball Set (4, Mixed)

Polypropylene, acrylic, HDPE (high density polyethylene), steel. 3/4" (19mm) diameter



611-2175

Density Ball Set (4, Plastic)

4 different plastic balls are in our set, each 3/4" (19mm) in diameter (acrylic, acetal, nylon, polypropylene).

Wood Physics Ball

611-1915 25mm, hole

611-1920 38mm, hole

Aluminum Physics Ball

611-1925 19mm, hole

611-1930 25mm, hole

Glass Physics Ball

611-1935 19mm, solid

611-1940 25mm, solid

Steel Physics Ball

611-1945 13mm, solid

611-1950 19mm, solid

611-1955 25mm, solid, soft

611-1960 19mm, hole

611-1965 25mm, hole


Cork Physics Ball

611-1970 19mm, solid

611-1975 25mm, hole

Polypropylene Physics Ball

611-1980 25mm, hole



611-1985

Small Ball Set (Set of 6, 19mm)


3 drilled - aluminum, steel, wood, 3 solid - glass, steel, cork.



611-1990

Large Ball Set (Set of 5, 25mm)

3 drilled - aluminum, cork, wood, 2 solid - glass, steel.



611-0385

Leaning Tower of Pisa

Show that bodies in stable equilibrium cannot tip unless their center of gravity is raised. Stack cylinders so the heaviest is on the bottom. If placed on an incline, you'll have to raise it quite high until the "tower" falls. What if the lightest is on the bottom? **Includes:** 4 cylinders, 1 x 3/4" - aluminum, steel, PVC, and polyethylene; center pin; instructions.



3-7900-A10

Polyester Line

Polyester braided line is durable and won't stretch. 65' (20m), 1/8" (3mm) diameter.




Happy-Sad Ball

One bounces and one doesn't, although they look identical. Why? One is made of "happy" rubber, the other of specially-formulated "sad." For studies in elastic and inelastic collisions. Instructions.

611-0380 Happy & Sad (1 each)

611-1900 Happy Ball


611-1905 Sad Ball



16210

Density of Solids Kit

Show that volume and mass relate to density. This simple kit gives your class tools to investigate $D = M/V$. Includes steel and glass balls (1.3cm), 2 aluminum cubes; aluminum bar, 15cm metric ruler. Class kit has 10 kits.



16243

Metal Cubes & Slab Set

Two cubes (steel, aluminum) and aluminum slab, all the same color, demonstrate the relationships of mass, volume, and density. The cubes have the same volume but different mass and density. **Includes:** two 15-cm rulers.

Properties of Solids

Aluminum
Copper
Pyrex™
Tecaform™
PTFE
Poplar

Brass
Acrylic
Rubber
PVC
Nylon
Oak



611-2000

Density Identification Set (Set of 12)

Twelve samples with different densities

It's a puzzle - it's a lab - it will separate the sheep from the goats. Ask your class to identify each of 12 different samples by determining their density. Each cylinder varies in size and density since it is constructed of a different material. All are 1.3cm (1/2") in diameter and range between 4 and 7cm in length. **Includes:** 12 samples, plastic storage rack, instructions.




Aluminum
Copper
Pyrex™
Tecaform™
PTFE
Poplar

Brass
Acrylic
Rubber
PVC
Nylon
Oak

611-2140

Mystery Density Set (Set of 12)

"What's the density?" may be hard to answer. Here's one way to do so, quickly and accurately. Twelve specimens look alike, but are two different plastics. When placed in water, some float and some sink. Graph mass over volume and analyze the results. **Includes:** 12 samples, 6 each of two plastics; wood holder with linseed oil coating; instructions.



611-2160

Pressure Paradox Kit

What weighs more, a large styrofoam ball or a small heavy steel ball? The light styrofoam ball, of course, or does it? Show how the sense of touch changes how we feel pressure. Great introduction to density.



Copper
Aluminum
PTFE

Brass
Bronze
Stainless steel


PVC
Delrin™



611-2002

Density of Solids

Use this innovative set to determine the specific gravity of a material by graphical methods. It consists of four samples each, 8 different materials, arranged in a binary weighting sequence. Each weight is double its predecessor (10, 20, 40, 80 grams), for 15 individual determinations of specific gravity. These results are plotted on a graph. The slope is the specific gravity of the material. **Includes:** 8 sets of 4 masses; sturdy weight hanger; instructions with worksheets.



Aluminum
Brass
PVC
Tecaform™

Density

Sample Sets (Set of 12)

When is one lab four? When it contains samples in 4 different materials. Each set has 12 specimens of the same material, machined to different lengths. Determine the mass and volume of each sample and graph. The slope of the straight line that results is the material's density. **Includes:** 12 samples in your choice of four (4) materials; wood holder coated in linseed oil for protection; instructions.

611-2030 Aluminum, 12

611-2035 Brass, 12

611-2040 PVC, 12

611-2045 Tecaform™, 12

611-2050 All 4 sets, 48


PHYSICS

Properties of Solids

15435

Mystery Masses

This counter-intuitive "ice-breaker," at the beginning of any science course, draws sharp attention to the process of observation, and the role of the senses, in scientific inquiry. Includes five blocks of the same size and mass and five steel balls of the same size and mass. Requires participant voting.



673-0115


Mole Set

The same concept as the Mole Box but in solid form. Includes one mole (6.03×10^{23} particles) of four metals: aluminum, copper, iron and zinc with stamped symbol. Learn why a mole of iron atom weighs more than aluminum. Instructions.

611-2005

Equal Mass Set (Set of 5)

Show the inverse relationship between density and length for the same mass and diameter. Includes: 5 specimens - brass, polyethylene, aluminum, nylon and PVC - each 12mm diameter but with different lengths, instructions.



671-1000

1,000 Cubic Centimeter Cube


This doubles as a decimeter cube and is 10 x 10 x 10cm.

- Nine slices, each 10 x 10 x 1cm
- Nine pieces, each 1 x 1 x 10cm
- Ten cubes, each 1 x 1 x 1cm
- Handy storage case. Wt: 750 grams

611-2130

Volumetric Shapes

Make the abstract concrete. Our blocks help you visualize volumes and geometric shapes. Although they look different, several shapes may actually possess the same volume or capacity. Includes: 16 wood blocks in unique shapes (cone, sphere, cube, cylinders, pyramids, prisms, triangles, hexagons, pentagons) in included case. Case may vary.




611-2185

Geometry Blocks

Studying ideal geometric shapes, like these, can lead to an understanding of the imperfect shapes found in nature. Our colorful set includes: 3 cones, rectangular prism, square prism, cube, sphere, 2 nesting cylinders. Instructions.



Properties of Solids



Aluminum	Steel
Brass	Oak
Copper	Acrylic
Nylon	Pine
PVC	Poplar

611-2025

Density Blocks (Set of 10)

These ten 1" (25mm) cubes can be used in many experiments. What makes them unusual? They represent materials we actually use today. Learn about density, mass, volume, buoyancy, specific gravity and flotation using real building materials. Includes: ten cubes in common metals, plastics and wood, with instructions and plastic case.

Aluminum	Steel
Copper	Acrylic
Polypropylene	Pine
Lignum Vitae	PVC
Nylon	Brass
Oak	Poplar



611-2026

Density Blocks (Set of 12)

Similar to the Set of 10, but with 2 extra cubes. Lignum Vitae (ironwood), one of the heaviest and hardest woods in the world, sinks in water, although your students may expect it to float. Dense plastic polypropylene floats in water, although your students may expect it to sink. 12 one-inch cubes, with instructions and handy storage case.




611-2075

Lignum Vitae Cube

Our 2.54cm (1") "ironwood" cube is ideal for density and buoyancy experiments since it sinks in water. It is one of the hardest and heaviest woods. Specific gravity is 1.28-1.37g/cc.

Aluminum
Copper
Steel
Brass



611-2020 Set 4, no hooks

611-2065 Set 4, with hooks

Density Blocks (Set of 4)

(4) 1" (25mm) cubes: copper, steel, brass, aluminum. Stamped with chemical symbol. With or without hooks

Brass
Steel
Aluminum
Zinc
Copper



611-2021

Mini Cubes (Set of 5)

Tiny cubes in 5 common materials have a mini price. Show the differences in different metals, each stamped with their chemical symbol. Perfect for graduated cylinders and small plastic beakers. Because each side is 10mm (3/8"), measurements are easy.

PHYSICS

Properties of Solids



611-2095



611-2090



611-2085

Overflow Can

Does your cup (or can) runneth over? Fill our displacement cans with water just to the point of overflow. When you place an object such as a block or sample in the can, an amount of water equal to its volume gushes through the angled spout and can be caught in the catchbucket and later weighed.

611-2085

Classic Overflow Can

Our essential overflow can has 750mL capacity and is 13cm high, 10cm diameter. Can is aluminum with molded plastic angled spout.

611-2095

Clear Overflow Can

480mL capacity, 10cm high and 9cm diameter. One-piece clear plastic construction to prevent leakage.

611-2090

Catchbucket

All-aluminum. 300mL capacity, 7.5cm high and 7.5cm diameter. Use the attached handle for hanging from a balance. Weigh the water displaced from overflow cans.



611-2150

Density Experiment Kit

Budget-conscious density lab kit has three (3) density samples, overflow can, catchbucket, spring scale and instructions.



611-2070

Aluminum Sinker (With hook)

Find the specific gravity of aluminum. Ours fits neatly in a graduated cylinder. 19mm diameter x 75mm.



611-2145

Density Specimen (With hook)

Steel specimen has a thin coating of zinc to prevent rust. 20mm diameter x 45mm long. With hefty hook for easy handling.



611-2125

Accent Science™ "What is Density?" Kit

Density is a term often misused and misunderstood that describes how closely-packed the particles of a substance are. It is usually expressed in terms of comparison. Here, the comparisons are made to water, because the results are obvious: the less dense substance will rise to the top, or float. By modeling gases, liquids and solids (dough figures progressively more compact) and floating them in water, your class realizes that it is the volume, not weight, that matters.

Includes: cans of colored Magic Dough; 611-2000 Density ID set (12 specimens); 12 plastic containers; 250 toothpicks; 300 blue foam squares; instructions with journal pages.

Meets National Science Education Standards
& Benchmarks of Science Literacy

Glass
Aluminum
Nylon
Wood



611-2015

Equal Volume Mixed Material (Set of 4)

Our four cylinders each have the same volume. 13mm x 7.5cm.

Properties of Gases



611-2330

Force Cups™

No vacuum pump needed


These student-friendly rubber cups can be placed together and squeezed to force out the air inside. They then prove surprisingly hard to pull apart. **Includes:** two cups, 7.5cm in diameter, attached plastic handle.



611-2370

Vacuum Lifter

This doesn't look like much, but its effects are surprising. Demonstrate the impressive strength of air pressure! Place our mat on a flat surface and lift up with the handle. Why does it "stick" to the surface? 27cm diameter. **Includes:** mat, handle, instructions.



611-1125

Accent Science™ Air Pressure Kit

Everything you need to experiment with air pressure!

- **Magdeburg Hemispheres:** two plastic half-spheres, handles, high quality pushbutton valve. 1/4" diameter pressure tubing. Withstands 180 lbs of force
- **Weight of Air Cylinder** - 1000 mL can with plastic valve and tubing
- **Vacuum Lifter** - 10.5" diameter rubber disk with handle and rope
- **Force Pressure Cups** - Soft rubber suction cups
- **Breaking Board Paradox** - 10 thin slabs of wood
- **Hand Vacuum Pump** - Displaces 725 mL of air with 2-way pump. Plastic tubing, gauge in cm and inches Hg.
- Instructions tied to National Teaching Standards

Good for
science fairs



611-2375

Water Hammer

The water hammer is a great demonstration of properties of a vacuum. Show how a liquid can act like a solid. With instructions.



611-2325

Magdeburg

611-2365

Student Pump

Magdeburg Hemispheres

Our plastic half-spheres withstand 180 pounds (80kg) of force when pumped free of air. Pass them around the class - try to pull them apart. **Includes:** two ABS plastic hemispheres, 4.75" (12cm) diameter; plastic exhaust valve; molded handles; brass pushbutton valve; illustrated instructions. *Needs vacuum pump.*

Properties of Gases

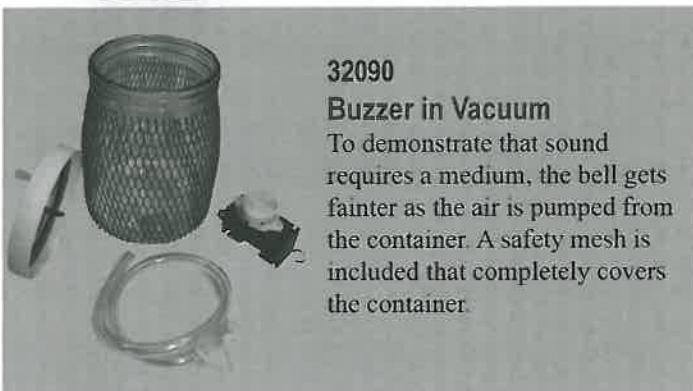
The "Bell in Vacuum" base plate can be used to show what happens in a vacuum. Balloons expand! Shaving cream explodes!



611-2340

Bell in Vacuum

Nature, of course, abhors a vacuum - and sound waves won't travel through one. Prove it with a ringing bell inside a sealed glass jar. As air is pumped out, the bell becomes faint, then dies. **Includes:** jar, vacuum plate with valve, rubber seal, vacuum hose, bell system, instructions. Bell may be removed for other vacuum experiments. *You need vacuum pump, vacuum grease, and 2 AA batteries.*



32090


Buzzer in Vacuum

To demonstrate that sound requires a medium, the bell gets fainter as the air is pumped from the container. A safety mesh is included that completely covers the container.

611-2350

Guinea & Feather Tube (Free Fall Tube)

This counterintuitive experiment must be seen to be believed. Galileo used the guinea (coin) and feather to show how items fall at the same rate in a vacuum despite their relative weights and sizes. **Includes:** 81cm clear plastic tube; 2 rubber caps, one with hose cock; hose to evacuate tube; weight set; instructions. *Needs vacuum pump.*



611-2365

Student Air Pump

Experiment with air pressure, vacuum filtering, and check for leaks. Displaces 725mL of air. Pump rate of 15mL with a gauge in cm and inches Hg. Clear tubing is 24" (60cm), 1/4" (6mm) inner diameter.

Best Seller



611-2355

Hand Vacuum Pump

This sturdy pump has two standard 9mm hose connectors, steel barrel and valve, wood handle, and molded rubber piston with triple O-ring seal. 35cm long, 2.5cm diameter barrel, stroke length 19cm, displaces 66mL/stroke.



611-2360

Motor Driven Vacuum Pump

Direct drive motor-driven pump comes with a built-in gauge. It works from 0 to -30 inches Hg. 1 micron ultimate pressure, 2-stage rotary vane construction. **Includes:** oil level indicator; vacuum pump oil. Use with Guinea and Feather (above) and Bell in a Vacuum. 14 x 14 x 6" (35 x 35 x 15cm).



611-2335

Collapsing Can

When evacuated by a hand pump, the can crumples right before your eyes. You can also boil water inside to drive out all the air, then cap it and let it cool. **Includes:** rubber stopper with hose nipple and screw cap. 21 x 13 x 9cm.



611-2345

Weight of Air

611-2365

Student Pump

Weight of Air

The air we breathe is not an abstraction. Prove it by weighing our can *before* and *after* pumping it out. The evacuated can weighs 1/2 gram less - why? **Includes:** 1000 mL seamless aluminum can with plastic valve and hose; instructions. *You need: scale/balance, vacuum pump*

Properties of Gases

16250

Elasticity of Gases

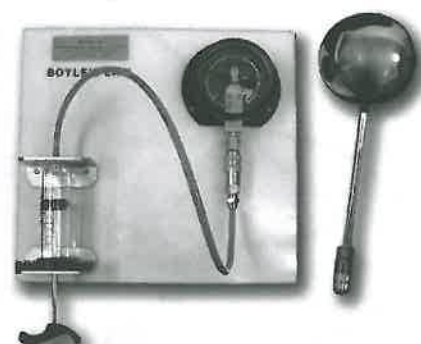
This widely used and low cost apparatus is ideal for gathering data in support of Boyle's Law. It is supplied with a cap to seal the calibrated syringe and a packet of lubricant. A series of uniform masses (such as textbooks) are added to the top platform and the corresponding volume is read on the way down and again on the way back up to give useful average values. Students then plot pressure versus the reciprocal of the volume in search of a straight line.



611-2300

Boyle's & Charles' Law Demo

The discovery of the Gas Laws goes back to 1662. But it needn't take a few centuries to understand the concepts. Verify both Boyle's and Charles' Law accurately. **Includes:** syringe; 2 round wood blocks, one slotted; rectangular block with hole; instructions with sample data. *You need weights, calipers, beaker, thermometer.*



611-2308

Boyle's Law & Absolute Zero

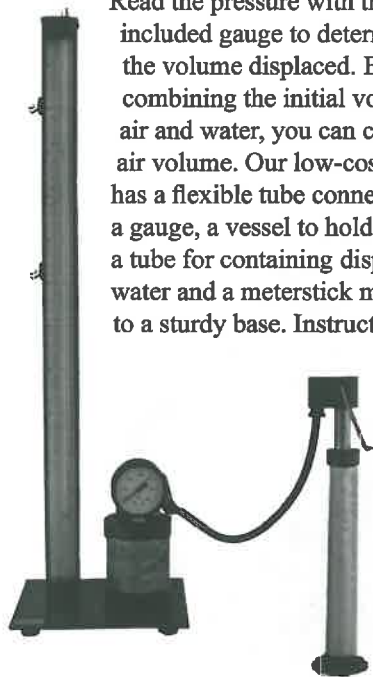
Visualize the relationship between pressure, volume and temperature of gases. To show **Boyle's Law**, connect the calibrated syringe to the gauge. View pressure change and graph results as the volume of gas changes. To show **Absolute Zero**, connect a metal sphere to the gauge and immerse in water. Read pressure changes from the scale, graph temperature versus pressure and extrapolate to determine absolute zero. With instructions.

611-2302

Advanced Boyle's Law Apparatus

Leave nothing to chance. Add precision to your lectures on the gas laws. This unit works by pressurizing a vessel to displace a small amount of water.

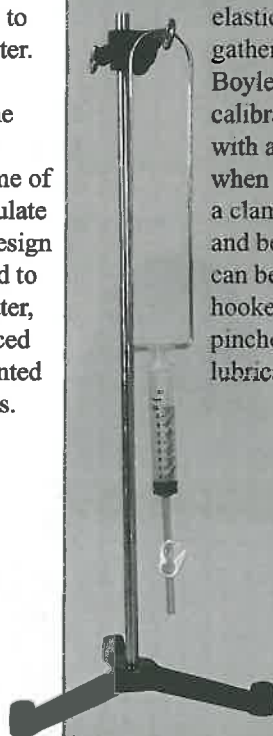
Read the pressure with the included gauge to determine the volume displaced. By combining the initial volume of air and water, you can calculate air volume. Our low-cost design has a flexible tube connected to a gauge, a vessel to hold water, a tube for containing displaced water and a meterstick mounted to a sturdy base. Instructions.



19350

Hanging Boyles Law

This low cost apparatus is ideal for demonstrating the elasticity of gases and for gathering data to validate Boyle's Law. A 10 ml calibrated syringe is fitted with a long bail so that when the body is held with a clamp, pressures above and below atmospheric can be explored using hooked hanging masses. A pinchcock and quantity of lubricant are included.



14775

Modeling States of Matter

Mechanically modeling liquids, solids and gases is easy with our device. Measure and graph the behavior of simulated gas under different temperature and pressure conditions.


Includes: clear plastic tube; floating piston; electric motor; vial of beads; magnetic particles; pegboard stand base; hardware kit; student study and analysis sheets. *You need low voltage power supply.*

Properties of Gases



611-2270 Diving Bell

The diving bell has allowed mankind to breathe underwater. Used by **Alexander the Great, Bernoulli and Pascal**, it is a submerged container with air pressure inside holding the water out. Our simple demo contains a bell, syringe and tube. Draw air out with the syringe; place the ball in water and watch it sink. When you inject air slowly back into the ball, it rises.



611-2305 Absolute Zero/ Gay Lussac's Law

Use this device to demonstrate the direct relationship of pressure and temperature of a constant volume of gas by measuring the pressure of a known amount of confined gas at several temperatures. It contains a sealed volume connected to a pressure gauge. Bulb diameter 100mm. *You need thermometer.*



32000 Absolute Zero

Demonstrate the relationship between the temperature and pressure of a gas, and illustrates the meaning and approximate value of absolute zero. A sealed volume connected to an absolute reading pressure gauge is immersed in liquid nitrogen, ice water, and boiling water to give three widely spread points on a temperature versus pressure graph which can be extrapolated to give an indication of absolute zero.



Meets National
Science Education
Standards &
Benchmarks for
Science Literacy


NseS

673-0090

Accent Science™ Water Cycle Lab (For 32 students)

Find out why clothes dry on the line and a can of cold soda pop is wet. Create dew and measure the dew points of air samples. Study the how and why of frost and learn how humidity affects dew points. Enough supplies for up to 32 students. Instructions, Journal Pages and worksheets tied to national standards. **Includes:**

- Thermometers, 16
- Aluminum cans, 8
- Containers & slotted caps, 16
- Sponge
- Tablespoon
- Plastic plates, 8



673-0110 Mole Box

How to visualize what a mole of air really looks like? Make it "hands-on" with our die-cut cardboard cube complete with mole! Each side is 11.2" (28.4cm) square. Folds into a sturdy cube.

Properties of Gases - Rocketry



17005

Launch Pad

Molded resin launch pad for use with our single Bottle Rocket Launcher #17000. This is good for use on playgrounds, parking lots, drive ways or anywhere else that you cannot secure the Bottle Launcher with soil.

E-mail Justin Pascoe:
justin.pascoe@sciencefirst.com



*Launch Pad (shown)
sold separately*

17000

Bottle Rocket Launcher

Turn any plastic soda bottle into a rocket with this solid, durable metal launcher. Vary the fin size and placement, vary water level and air pressure, measure altitude with the included paper astrolabe - even loft a soccer ball! Investigate the conservation of action and reaction momenta. Launcher stakes must be pushed into the ground or supported by Launch Pad #17005 (shown - sold separately), and then aligned to the direction of launch. Features simple trigger mechanism.



17007

Bottle Rocket Launcher & Pad

Investigate conservation of action and reaction with this solid, durable metal launcher equipped with a simple triggering mechanism! Turn almost any plastic soda bottle into a rocket with water as the propellant. Vary the fin size and placement; vary the water level and air pressure; and measure rocket altitude with the included paper astrolabe. You can even loft a full-size soccer ball! Launcher stakes must be pushed into the ground or supported by the Launch Pad. *You need bicycle pump*



17010

Dual Bottle Rocket Launcher

Launch two bottles at the same time with a single lanyard! Good for competitive events or to compare rocket performance features. Launcher must be stuck into the ground and aligned to the intended direction of launch.

Properties of Gases - Rocketry



611-2430

Multi Stage Bottle

Use our modified 2-liter bottle with 1/2" diameter hole through its base for mounting the Multi-Stage Adapter.



611-2435

Thrust Restrictor

Study effects of varying thrust on performance. Our adaptor screws on a soda bottle. **Includes** 9 restricting holes ranging from 10% to 90% thrust in 10% increments. Instructions with experiments. *Bottle not included.*



611-2410

Single Stage Kit

The basics for convenient, reliable launching of water rockets. **Includes:** launching mechanism on adjustable, foldable tripod base; fuel line to pressurize rocket; lanyard to trigger rocket's release; and an extensive, illustrated manual.



611-2415

Single Stage Launcher


The same launcher found in 611-2410, right, but without the tripod base. Launch several rockets at once or make your own launch pad. **Includes** fuel line, lanyard, safety clip and assembly instructions. *Needs 1/2" diameter hole in your base.*



611-2315

Aneroid Barometer

This wall mounting barometer is inexpensive but accurate. 12cm diameter case holds 10cm diameter dial. Includes thermometer and hygrometer.



611-2310

Bourdon Gauge

This method of measuring the pressure of liquids and gases is as useful today as when it was invented in 1849. Our unit contains a curved metal tube, closed on one end. When the air pressure inside the tube increases, it uncurls, turning a pointer to show pressure directly in psi. **Includes:** 100 mm dial; cast metal base; 3 mounting holes on frame; nozzle on post for connections (3/8" / 9mm O.D). Calibrated 0-30" Hg (0-750mm).



611-2420

Multi Stage Kit

Here's everything you need to start launching multi-stage water rockets. We include tripod base, pressurization hose, single stage coupler, modified first stage bottle and second stage coupler. *You need water and compressed air.*



611-2425

Multi Stage Launcher

Break the barrier! Launch multi-stage water rockets with this easy-to-use adapter. **Includes** second stage coupler, safety clip, lanyard, instructions. *First stage bottle not included.*

Properties of Liquid



611-2220

Lift Pump

Show how air pressure moves water

This well pump works like a siphon. **Includes:** 2 valves inside a clear cylinder with handle, spout, metal supports and basin; instructions. Color may vary.



611-2225

Force Pump

Demonstrate the operation of a force pump. When the plunger is pulled up, water fills the larger cylindrical chamber. When the plunger is pushed down, water returns to the reservoir. Color may vary.



611-2240

Pascal's Ball

Our hollow sphere connected to a hand pump shows that water pressure transmits in all directions equally through ten equidistant nozzles. 3" (7.5cm) diameter, 250mL. Instructions.



611-2266

Hydrostatic Studies Kit

This low-cost kit explores critical concepts. Experiment with immersion and liquid displacement, buoyancy and Archimedes's Principle. Instructions. **Includes:**

- Overflow can with angled spout
- Catchbucket for use with can
- Equal mass set
- Specific gravity set (9); spring scale



611-2115

Large

611-0005

Scale, 250g

Large Archimedes's Principle

Large and easy to handle, this is good for class demonstrations. Divisions on cylinder and cup allow repeat experiments with different volumes. Capacity 100mL. Instructions. *You need spring scale, overflow can, beaker.*



611-2110

Archimedes

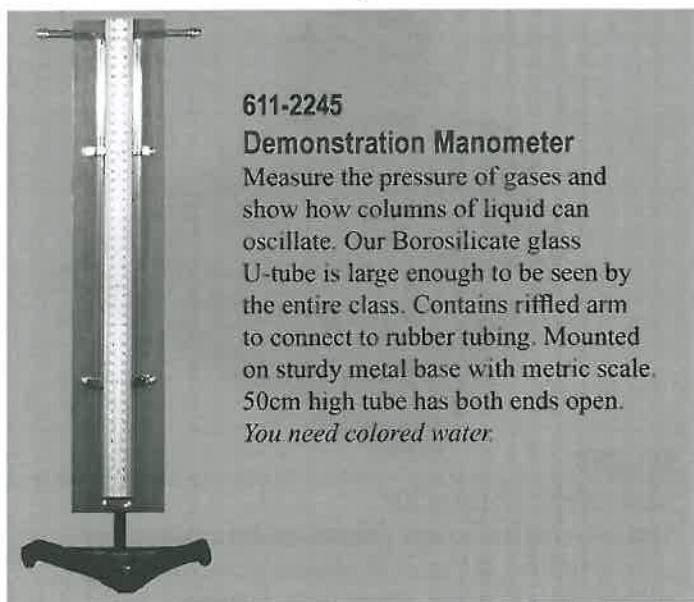
611-0005

Scale, 250g

Archimedes's Principle

A solid cylinder with ring and a close bucket of equal volume suffer an apparent weight loss in water due to buoyancy. When taken apart and immersed again with the cylinder hooked on the bucket, water equivalent to the weight of the cylinder can be weighed. 5.5 x 2cm bucket, 4.5 x 1.5cm cylinder. Instructions, Dacron™ line.

Properties of Liquid



611-2245

Demonstration Manometer

Measure the pressure of gases and show how columns of liquid can oscillate. Our Borosilicate glass U-tube is large enough to be seen by the entire class. Contains ruffled arm to connect to rubber tubing. Mounted on sturdy metal base with metric scale. 50cm high tube has both ends open. *You need colored water.*



611-2232

Viscosity Tubes


Viscosity describes the flow resistance of a fluid under tensile or shear stress. Compare the viscosities of 4 different fluids. A rod with magnets holds 4 balls in place. Remove the rubber stoppers and suspend the rod and balls above each tube. Release the balls at the same time by pulling the rod. Time how long the balls take to fall through each liquid. Use the red marks for comparison.



611-2380

Perforated Jar

Everything reacts differently to pressure, even fluids. Show how a fluid changes behavior even under its own weight. Fill our clear tube with water and watch the water shoot out at different rates of speed through 3 brass nipples. Water at the bottom will have the most water above it, increasing pressure and rate of speed at which it spouts. Water pressure decreases proportionately for the two upper nipples. Unbreakable polycarbonate tube, stand, 3 brass nipples, instructions.



611-2155

Density Ball


The density of water depends on several factors. Our ball sinks in warm water because its density is reduced, yet floats in salt water because its density is increased. **Includes:** metal ball, 4" (7.5cm) in diameter, with density less than that of water; instructions. *You need thermometer, hot water or heat source.*



611-2230

Equilibrium Tubes

Our solid base holds four (4) different-shaped tubes that show that liquid levels are independent of the shape of the containing vessel. Enlightening.



611-2250

Hero's Fountain

Always fascinating! As water in the top enters the lower bulb, it forces the air upward, compressing more air in the upper bulb. The water has nowhere to go but out. 50cm high, with instructions.

Properties of Fluids – Conductivity



611-2260 Conductivity Tester
674-0035 15 watt bulb

Conductivity of Water Tester


Determine the conductivity of different liquids with this qualitative device which causes a bulb to glow when water conducts electricity. No shock hazard due to built-in ALCI. **Includes:** plastic body with recessed connections and electrodes; detailed instructions. Attaches to standard ring stand. 110 volts AC only. *Needs bulb, below.*



611-2261
Conductivity Meter
Visually compare conductivity of solutions. Green LED (numbered 1-10) light up as the brass probes are dipped into solutions of salt or acid. Each light represents a level of conductivity.



611-2263
Blinking LED Meter
When both electrodes are submerged in a solution, our little meter struts its stuff. It remains off if the solution is non-conductive but glows dully in a weak one. When encountering a strong conductor, it blinks brightly.




15080
Conductivity Tester

Test the conductivity of different liquids or the difference in concentration of the same solution. The brightness of an AC powered lamp depends on the conductivity of solutions into which its electrodes are placed. Electrodes are shielded to prevent accidental contact.



32185
Conductivity Indicator
Two internal C-cells power this device that provides switch selectable indications of the conductivity of materials in contact with the probes. One position allows a milliammeter to give a quantitative indication, the other position allows the lamp to give a qualitative one. Batteries and meter are required.



611-1295
Soap Boat

Use this to display a dramatic effect of surface tension. Put the light-weight plastic boat in water and fill the rear reservoir with hand soap. As the soap drips out over the stern, it coats the water and lowers the surface tension. This creates a force on the bow of the boat, making it creep forward. Experiment with different types of soap. With instructions.



611-2265
Glass Cartesian Diver
What a display of Archimedes' Principle and compressibility of gases! Fill a soda bottle with water, drop in the "diver", close and squeeze the bottle. As pressure increases, the diver descends, then rises when it decreases.

PHYSICS


Optics



14700

Light Source

A specially made clear 150-w bulb is mounted inside a fully vented flat black shield. The bulb can be rotated to provide a straight-line source or an end-on point source. Complete with cord, socket, spring clamp, and Pole Cat®.



32490

Lamp Support

Our socket has a screen clip and slider clamp for attaching to a meter stick optical bench. Fits medium screw base lamp. **Includes:** supply cord and plug.




14200

Distance Measuring Apparatus

Demonstrates measuring very large distances using techniques of parallax and also very small distances by applying the principles of an optical lever, all with one apparatus.


See pg. 15 for
Daedalon®
Optics System



16285

Floating Images


Explore real and non-real images in the context of focal length and image and object distance. Our two concave reflectors can be cradled to display the familiar floating image. **Includes** assorted stands and holders.



18605

Barbershop Mirror Set


Investigate the formation of multiple images! Our unique mount holds two thick, plastic mirrors vertically, one of which has a hole in the center. Multiple images seem to go on forever, sparking great discussions.



15050

Optical Materials

For investigations into reflection, refraction, Snell's Law, lens optics and image formation, this **includes:** 2 lenses and holders, 2 plane mirrors, semicircular dish, light source, protractor, pins, plasticene, and cork stoppers. *1.5 volt light source required.*



15055

Optical Materials Fifth Edition

Investigate reflection, refraction, Snell's Law, lens optics and image formation. We include 4 lenses & holders, 4 plane mirrors, 2 semicircular dishes, 2 light sources, protractor, pins, plasticene, and cork stoppers. *Needs 1.5V light source.*



Optics

See pg. 15 for
Daedalon®
Optics System



614-0122

Deluxe Optical Bench (With light source)

Demystify optics with our 1m illuminated optical bench. Components slide freely along the length of the extruded aluminum rail or can be fixed at any point. **Includes:**

- 2 pedestal ends, 5 sliders, graduated scale plate
- 40mm diameter and 30mm diameter convexo-convex lens
- 36mm diameter convexo-convex lens before light source with movable bulb
- 50mm diameter convexo-plane lens
- 80 x 120mm piece of frosted lens
- Candle support, I-shaped screen, white screen, card holder, supports. *Needs power supply*



614-0665

Laser Tank

We use a low power laser beam and a circular tank filled with water to show refraction and reflection. As the tight, bright beam bends, its angle can be read on the scale printed around the tank. The laser is permanently fixed to the tank and can be pointed at any angle. Fill the tank with mineral oil or other liquids to vary the effect. Laser meets US safety standards and tank is fully water-tight.



614-0160

Optical Bench Supports

Heavy duty, plated metal supports hold meter sticks 7mm thick.



614-0165

Meter Stick

Double sided hardwood. Centimeters on front; inches on reverse.



614-0155

Candle Holder

4-pronged metal holder supports candles up to 1.5cm diameter on your meter stick optical bench.



614-0135

Screen Support

This metal support holds a cardboard or metal screen where you need it on an optical bench.



614-0125

Lamp

674-0035

Bulb

Light Source

Medium 15 W lamp and receptacle mount on meter stick support. *Requires 674-0035 bulb.*



614-0145

Small

614-0146

Large

Lens/ Mirror Support

Special supports hold lenses and circular mirrors. Small (4-5cm) or large (7-8cm) diameter.




614-0140

Object Marker

Used as an image for lens and mirror experiments performed with an optical bench.

PHYSICS


Optics - Refraction



32521 24"
32522 48"

Light Pipe
Our long acrylic rod, although curved, conducts light by internal reflection. It transmits light along its length but also leaks light along the way, causing the entire length of rod to light up. Works with any lamp or flashlight. 24" rod has one circle, 48" rod has two.

611-1615
Acrylic Refraction Rod
Demonstrate the path of light through our unique rod - even through its elongated center loop! Place in sugar water or mineral oil and watch how light output dims at the other end. This is because the index of refraction of the rod matches that of the liquid and allows the light to escape.


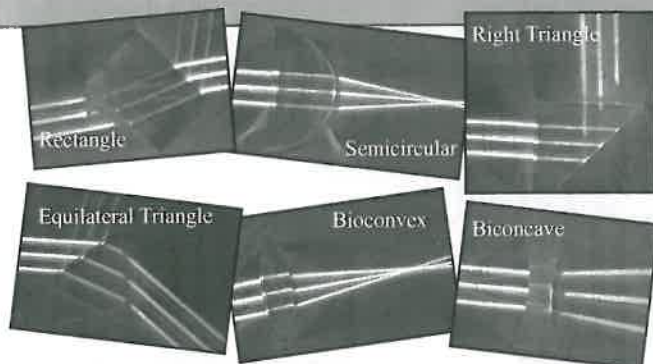


614-0290 25 x 25 x 25mm
614-0285 50 x 50 x 50mm

Refraction Cube

(1.5 Index of Refraction)

We call it the "disappearing cube" since it is invisible in sugar water. But it's also perfect for Index of Refraction and Total Internal Reflection experiments. Its 5cm square faces are of transparent and highly polished acrylic. With instructions.



Optics Blocks (1.5 Index of Refraction)

Each high quality, extremely clear acrylic block has polished edges and frosted bottom to minimize dispersion. Use with a ray box, laser or other light source. Available separately or as a set. Each block is 3/4" thick, ~ 2 to 3" high, ~ 2 to 3" long.

614-0591 Rectangular
614-0592 Bi-convex
614-0593 Bi-concave
614-0594 Semicircular
614-0595 Right Triangle
614-0596 Equilateral Triangle

Large Refraction Blocks

These huge optical blocks are larger than any others on the market. Use for refraction and reflection demonstrations that can be seen from across the room. Made from sturdy 0.5" thick acrylic, with polished edges. Instructions with experiments.

614-0295 Square 12 x 12 x 0.5"
614-0296 Rectangle 12 x 6 x 0.5"
614-0297 Right Triangle 12 x 6 x 0.5"
614-0298 Equilateral Triangle 12 x 12 x 0.5"
614-0299 Circle 12" diameter, 0.5" thick.

Ignite science!
www.sciencefirst.com



614-0670 Optics Box

A complete optics kit in one nifty package. Study color mixing, reflection, prisms, parallel and convergent rays and more - with better equipment than that used by the scientists of old! Molded plastic housing is durable and features magnets in the bottom to allow for use on the blackboard. Kit includes: color filters, mirrors, prisms, ray cards, color gels, replaceable bulb and instructions.

Optics - Prisms



614-0050

Acrylic Prisms (Set of 6)

Perform refraction experiments and study the behavior of light with this handy set of six prisms. All are made of 15mm thick acrylic with polished sides. **Includes:** rectangular (75 x 50 x 15mm); semicircular (90mm base); equilateral (75mm sides); double convex lens (90mm, 23mm at center); two double concave lenses (90mm, 10mm at center); wood box with storage.



614-0265

Optical Glass Prisms (Set of 5)

Constructed of 20mm thick optical glass, this set of five (5) high-quality prisms has a refraction index of 1.62.



15025

Half-Round Plastic Boxes (Set 12)

Refraction Cups - semicircular clear plastic boxes for optic experiment. Fill with different liquids to show refraction properties. Using Snell's law determine the index of refraction. 12 cm diameter. Package of 12




Glass Blocks

614-0600 Semicircular glass lens, 90mm base, 45mm radius.

614-0605 Rectangular glass block, 750 x 50 x 180mm.

614-0610 Large rectangular glass block, 114 x 62 x 180mm.



Acrylic Equilateral Prism

Experiment with diffraction, dispersion and spectrum formations with highly polished acrylic prisms.

614-0250 20 x 50mm

614-0255 25 x 75mm

614-0260 25 x 100mm

Glass Equilateral Prism

Highly polished glass prisms ideal for dispersion of white light into its spectrum colors, refraction of light studies, and prism spectrometer principles.

614-0422 25 x 50mm

614-0425 25 x 75mm

614-0450 25 x 100mm

Glass Precision Equilateral Prism

This glass prism has 3 -25mm sides.

614-0455 60° x 60° x 60°,

614-0470

Giant Water Prism

Produce a spectrum the whole class can see! Fill our 16" acrylic right angle prism with water or mineral oil. Integrated lid, 1/4" acrylic panels that resist rot and abuse. With spout and instructions.



E-mail Justin Pascoe:
justin.pascoe@sciencefirst.com

Optics - Stroboscope - Hand Strobe



611-1625

Portable Stroboscope

The 5-digit LED digital readout on this economical stroboscope gives the exact number of flashes per second. Charge it & take it anywhere to clock rotational velocities. Features include: xenon flashlamp, solid-state design, 3 modes (RPM, Hz and mSec) Uses internal or external signal source.



611-1620

Variable Speed Stroboscope Rotator

This provides an adjustable rotation from 0-3200 RPM. View the digital readout in RPM or Hz. A central chuck supports your stroboscope disks (not included). 20 x 12 x 26cm. Uses 115V AC 60 Hz.



611-1610

Deluxe Stroboscope

Our 5-digit LED digital readout gives the exact number of flashes per second. Features include: xenon flashlamp, solid-state design, 3 modes (RPM, Hz and mSec). Can use internal or external signal source. Can be fine-tuned. Uses 120V AC, 60/50 Hz. 12-15,000 flashes/minute



614-0800

Hand Driven Stroboscope

Our hand driven stroboscope is a low-cost way to view stroboscopic images in the class. Spin our plastic wheel and look through its slits to "freeze" action.



14502

Hand Strobe (Adjustable)


This 25 cm hardboard disk has 12 equally spaced radial slots and a second plastic disk with a scale marked to allow selecting 1, 2, 3, 4, 6, or 12 slots for changing the strobe frequency while maintaining a comfortable rotation.



14510

Hand Strobe

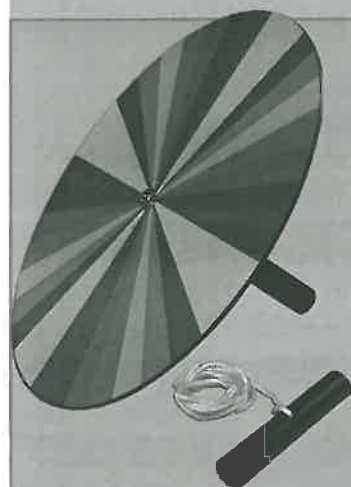
This device has three rows of equally spaced, precision machined slots. Change position of eye lets to view 3, 6 or 12 images per revolution. Good for repetitive motion & rudimentary timing.



14516

SHM on Hand Strobe

The phenakisticope printed on the back allows the user to view in a mirror the image of simple harmonic motion. Can also be used as a stroboscope.



614-0240

Color Wheel

Our 9" (23cm) diameter wheel has 4 distinct quadrants, each with red, orange, yellow, green, blue, indigo, and violet wedges. An attached handle can be set spinning with an included cord. At rest, the wheel's colors are separate. Is this true when it's in motion? Includes: plastic handle, wheel with white wedges for maximum light reflection, cord on spool, Teachers Guide with questions.



14515

Hand Strobe 5th Edition



Optics - Spectrum Tubes



Putting
Science First
since 1960

614-0200

Michelson Interferometer (Magnetic parts)

This new twist on the Michelson-Morley device measures the small differences in time needed for two separate light beams to travel two different paths. An interference pattern is produced by splitting a beam of light into two paths, bouncing the beams back and recombining them. The different paths may be of different lengths or composed of different materials to create alternating interference fringes on a screen. Positioning the magnetic optical components on our metal base is easy and accurate. The distance can be adjusted without a ruler as the base contains a permanent grid at a 45° angle. Unlike other models, we include all parts needed to measure the coefficient of linear expansion of a metal. **Includes:** red laser pointer; metal base with scale; optical components with magnets; 3 rods: brass, aluminum, steel; special diffraction grating separate light into two points.

Spectrum Tubes

We've found a unique source for high-quality tubes that produce bright, well-defined, unique spectra when the gas inside is excited before a spectroscope. Because they are 9.5", shorter than some other tubes, you need our 614-0796 power supply.

All spectrum tubes work with 614-0796 supply, which works with any size spectrum tube. However, our tubes may not work with all power supplies - they may be the wrong size.

614-0720 Argon
614-0730 CO₂
614-0745 Helium
614-0750 Hydrogen

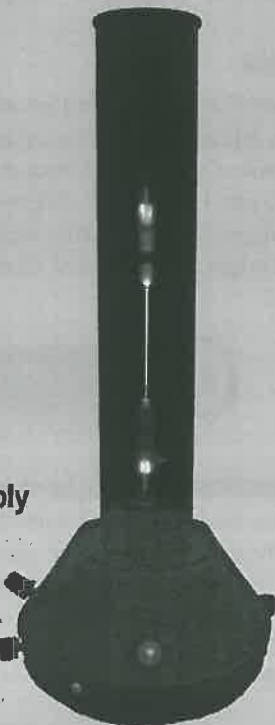
614-0760 Krypton
614-0765 Mercury
614-0770 Neon

614-0775 Nitrogen
614-0780 Oxygen
614-0790 Xenon

614-0796

Spectrum Tube Power Supply

Specially designed to energize our shorter spectrum tubes, above, this safe and effective power supply adjusts to handle tubes of any length.



614-0072

Spectrum Projector

(Project STAR PS-20)

Two labs in one: our simple device produces a diffracted beam of light in two directions. Study spectrum changes as temperature and brightness of a light bulb vary. Graph the projected spectrum with our paraffin spectrum analyzer. Study colored objects in different light. **Instructions. Includes:**

- Lamp holder with dimmer
- Diffraction grating square, 2
- Cardboard tube, 2
- Collimated lens (53mm), 2
- 200-watt clear light bulb
- Paraffin block and small mirror sets
- Bottle, 6
- Filter sheet (6 x 6"), 4
- Red, blue and green felt (2 of each)

Optics - Spectroscope



Science First®



Refracting Telescope Kit (Project STAR PS-04B)

Galileo made astonishing discoveries with instruments just like this. Build a 16-power refracting telescope which shows how lenses work without an optical bench. **Includes:** inner/outer cardboard tube; plastic lens (43mm diameter, 400mm focal length); plastic lens (17.5mm diameter, 25mm focal length); foam holder; cardboard spacer; plastic cap (2); activity book.

654-0000	Single
654-0010	Bulk/ 10



614-0040

Spectra of the Elements Kit

Assemble a spectroscope and compare a variety of light sources. Demonstrate component colors of light and experiment with color filters. **Includes:**

- 24 spectroscopes, 15 handles, 4' wire
- Sodium hydrogen carbonate; chloride bottles
- Potassium chloride; potassium nitrate bottle
- Cupric chloride bottle



15605

Spectrum Analysis (Set of 24)

Ten different chemicals are included along with a standard means of introducing them into a burner flame. Materials are also provided to assemble twenty-four simple spectroscopes having a fixed slit with which students can individually view the bright line spectra of elements in the burner flame.

614-0701

Cylindrical Spectroscope

Produce great colors with superior optics and an accurate diffraction grating. View the spectral diffractions of light sources, flames, solutions, colored glass and excited gases. Separate white light; show the difference between incandescent and fluorescent light right in the classroom.

Includes: metal spectroscope with focusing adjuster, instructions. 100mm x 25mm dia.



Spectroscope (Packs of 6, 15 or 24)

Once assembled with a fixed slit at one end, and a mounted diffraction grating at the other, these can be used to examine incandescent and fluorescent lights, flame tests and filters.

- | | |
|--------------|---------|
| 15610 | 24 Pack |
| 15611 | 15 Pack |
| 15612 | 6 Pack |

Optics - Spectroscopy



614-0065

Project STAR Diffraction Gratings Demonstration Grating

Nearly 100 times more efficient than acetate, our special grating produces a spectrum equivalent to 750 lines per millimeter. It can be seen in the classroom and is good for overhead projectors. 10cm x 12.5cm, mounted between glass to prevent scratching. 4 plastic filters (red, yellow, green and blue).




614-0070 Slide

614-0068 Slides, pack 10

Slide Mounted Grating (Single or 10 pack)

We mount a 24 x 36mm high resolution grating in a standard 5 x 5cm slide mount for affordability. **Includes:** 35mm standard glass slide mount.



Unmounted Grating Sheet

This low-cost 13cm square grating material can be used as a demonstration grating or cut into smaller pieces for individual use. Pack of two (one square with 4 colored filters), or as a bulk roll, 6' x 5.5" (13 - 5.5" squares)

614-0075 Unmounted

614-0066 2 sheets, 5.5 x 5.5"

614-0067 6' x 5.5" roll



614-0055

Night Spectra Quest

This is the same basic by which astronomers discovered the composition of distant stars. Identify the spectra of typical night lights in your community with our integrally-mounted holographic diffraction grating (spectroscope). 3 x 6-1/4" (7.5 x 16cm). Instructions & color pocket chart.

Putting
Science First
since 1960




614-0210

Plastic Spectrometer

(Project STAR PS-14/ Plastic)

Made with a high-dispersion, high-efficiency diffraction grating, this high-impact plastic spectrometer produces an easy-to-read spectrum. With 10-page activity booklet and scale labeled in both electron volts and nanometers. Activities **include:** Identify light sources, Identify elements in flame spectra, solar spectra, street lights



654-0020 Set of 10

654-0025 Single

Cardboard Spectrometer Kit (10-Pack or Single)

Project STAR PS-14/ Cardboard (For grades 9 - college)

Explore the mysteries of light in all its wonder and complexity. Our ready-to-assemble spectrometer includes a 35mm film strip and scale in nanometers or electron volts. Instruction book. Kit **includes:**

- Plastic disk, 1" diameter, with diffraction grating, 10
- Top and bottom set, cardboard, 10 sets
- Styrofoam set, long and short pieces, 10
- Support tube & cardboard, 10; nut & bolt set, 10 sets
- Film strip w/ slits & wavelength/ photon energy scale, 10

Optics



32530 Polarizer

To observe small optically active materials between crossed polarizers, a capped tube is arranged with polarizing film at both ends. The film can be rotated to suit the application.



614-0805 Polarization Slides


Polarized light has oscillations at a specific angle. To physically separate the ray, you need a polarizing filter or slide. Our low-cost kit makes experimentation fast and easy.

Includes: 2 plastic filters (4 x 4"). When aligned correctly, they pass maximum light. When rotated 90°, they pass no light. With instructions.



32613 Novel Crossed Polarizers

A change from typical square-cut polarized sheets - these polarizing materials were die-cut into a circle and mounted in a square frame.



614-0655 Color Mixer

How do blue, red and green lights make white? Study primary/secondary colors, color creation/perception, additive/subtractive color mixing, and reflective light. We include 6 super-bright, dimmable LED's (two each: blue, red, green), 3 on rim and 3 in center (inner cluster creates most intense color). Three screens contain clear and blacked-out centers to expose or conceal white light. Substantial 1/8" steel frame with a carry handle. Instructions.



614-0657 Mini Color Mixer

Color science can be hard to understand because it seems counter-intuitive. That's why you need our battery-powered portable unit, which weighs mere ounces. Blue, red and green LED's shine onto a special screen. Each dimmable LED is bright enough to be seen in an ordinary room. With rugged ABS plastic housing; instructions. *You need three AA batteries.*




15040 Flat Glass Plates

Explore thin film interference and develop a way to measure the thickness of materials. Our plates are sandwiched such that the sample is on one side, forming an air wedge. Requires a monochromatic light source (#16880).



614-0660 Ray Box

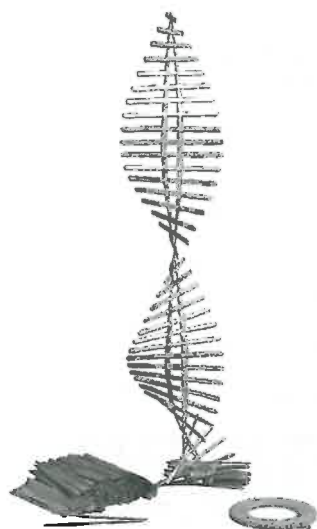
Like a laser box but more economical! Show color mixing, generate parallel rays for refraction and reflection experiments, more! Simple enough for introductory optics, yet powerful enough for advanced studies. Includes fan. The best of both worlds!



614-0650 LED Array

Produce a full spectrum of brilliant colors with LED technology. The lights are mounted on a sturdy aluminum stand for viewing through a spectrometer or diffraction grating. For easy reference, wavelength of each LED are printed directly on the stand, which uses low voltage DC for safety. Instructions.


Waves & Sound - Wave Motion



20500

Wave Sticks


Explore wave speed, reflection & refraction polarities, transformers & impedance matching with this novel torsional wave demonstration set. **Includes:** 400 sticks and special narrow tape. *Assembly required*



33110

Wave Motion

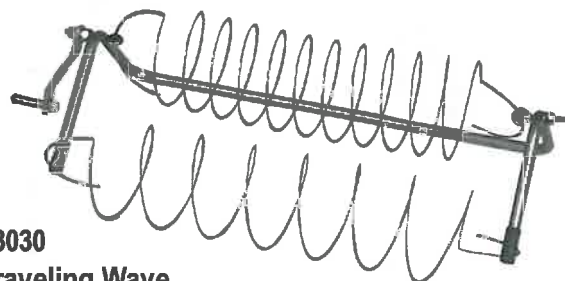
The inertia of massive rods creates slow, majestic displays of torsional waves that appear as transverse waves when seen from the ends. Show frequency, wavelength, amplitude, reflection, & phase. Works horizontally or vertically! 30 x 90 cm.



22200

Wave Model - Sine Wave

A hands-on way to add sine waves! One wave is already stored on the apparatus. Use two templates to add another wave with (1) the same wavelength and amplitude *or* (2) half the wavelength and half the amplitude. Shows constructive and destructive interference as well as the basis for modes, harmonics and overtones. 32 x 76 cm.



33030


Traveling Wave

Two different segments of a slinky® spring are stretched on an overhead projector to display sine waves of two different wavelengths. Turning the crank marches the wave along to demonstrate phase and phase angle by marking the projected image.

613-0075

Wave Model


Replicate the motion of a longitudinal and transverse wave with our economical, colorful plastic model. Turn the crank to put the waveform in motion. The compression wave demonstrator on the end combines the two wave principles.



Waves & Sound - Tuning Forks



Resonance Box (Tuning Fork)
Wood box (180 x 92 x 85mm) in 3 frequencies with tuning fork, mallet.
613-0040 256 Hz C
613-0045 323 Hz E
613-0050 384 Hz G



613-0070
Tuning Fork Activator
Use this solid rubber extrusion to activate tuning forks with one hand. 7.6 x 7.6 x 5cm. *You need tuning fork.*



613-0035
Tuning Fork (Adjustable)
Recreate the C-major scale with just one fork. Markings show where to place weights for frequencies of 128 C, 144 D, 160 E, 170.7 F, 192 G. Aluminum, with weights. 210mm.



613-0115
Microphone
Unidirectional microphone features a 9' cord, 1/4" (6.3mm) adapter, 1/8" (3.5mm) adapter, on-off switch.



613-0030
Tuning Forks (Set of 8)
Eight accurate aluminum tuning forks in different frequencies. 256 C, 288 D, 320 E, 341 F, 384 G, 440 A, 480 B, and 512 C.



15845
Singing Rods
Striking or stroking the end of an aluminum rod while holding the center between fingertips excites a simple longitudinal standing wave. Measure the length of the rod and find the frequency to determine the speed of sound. A second rod creates 'beats' when sounded with the first.
Includes: rosin for fingertips and earplugs.



15160
Open End Resonance Tube Set
Telescoping tubes are used instead of a water column to find the wavelength in air for the included tuning fork. Calculations account for the end effect, and a styrene stopper explores harmonics (overtones) of the fork.
Includes a fork-striking pad for bench top use.

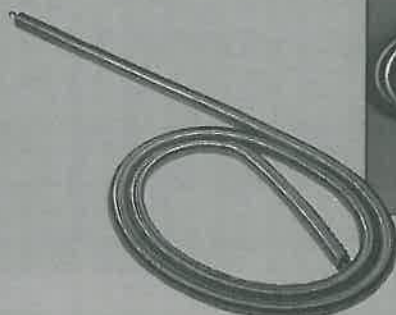
Waves & Sound - Wavy Spring



613-0130

Wavy Spring

Who doesn't enjoy this little guy? Show transverse and longitudinal waves in an entertaining, old-fashioned way. Our flat metal spring (75mm diameter x 100mm) extends many times its length without distortion. Use either horizontally on floor or table or extend by cord from on high. 16 turns per cm.



613-0135

Wave Demo Spring

Our stainless steel helical spring is 20mm diameter and 1.8m long with a constant force of 29N/m. Use it to demonstrate wave motion. Includes line to hang from the ceiling.



613-0140

Wave Demo Set (Set of 2)

This set with two helical springs is highly versatile.

- Long spring: 19mm x 1.8m, extends 5m
- Large spring: 7.6 x 10cm, extends without distortion
- 3m cotton cord to suspend large spring
- Ship weight 2.5 lb



E-mail Justin Pascoe:
justin.pascoe@sciencefirst.com

15815

Super Spring & Stand

This is sure to be the hit of the class! Our giant 20cm spring s-t-r-e-t-c-h-e-s so everyone can see. Teacher's guide covers: motion of waves through a medium, how waves interact, how energy transfers through a spring, the Law of Superposition. With stand, to prevent tangles and aid with storage.



PHYSICS

Waves & Sound



613-0008

Doppler Demo

Everyone's heard a car engine change in pitch when it roars by. Bring this effect into the classroom. Our buzzer on a string emits sounds of differing pitches depending upon whether the swinging pendulum is rising or falling.

33000

Doppler Device


When swung on the included cord, this battery-operated sound source shows change in pitch as the source moves towards and away from you. *Requires a 9v battery.*



614-0685

Nanosecond Demo

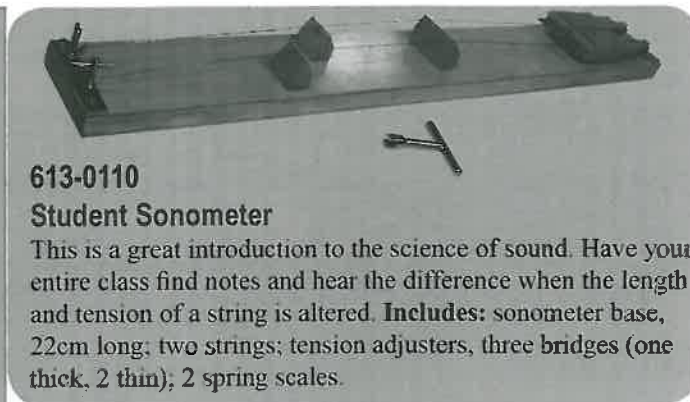
How fast does light move? Our 30cm arrow shows how far light travels in exactly one nanosecond (one billionth of a second).



10-416

Resonant Circuits

Use our simple transmitter and receiver to study electromagnetic waves, RLC oscillators, diode rectification, directional antennas, more. You need a signal generator & D-cell battery. An oscilloscope is useful for some experiments.



613-0110

Student Sonometer

This is a great introduction to the science of sound. Have your entire class find notes and hear the difference when the length and tension of a string is altered. **Includes:** sonometer base, 22cm long; two strings; tension adjusters, three bridges (one thick, 2 thin); 2 spring scales.



22300

Wave Model Young's Slit Apparatus

Built 20,000 times larger than the actual experimental conditions of a 600 nm HeNe laser illuminating a slit of 4.5 or 2.25 microns, this lets you perform the classic calculations. 40 x 57 cm.




613-0005

Resonance Wave Demonstrator

Resonance is the tendency for materials to oscillate at maximum amplitude at certain frequencies. Our set provides a simple and fun demonstration of this concept. The device consists of an aluminum tube on a steel base. Attached are spring steel rods in 3 lengths, with an equal weight on the end of each. Swing one of the masses to start the oscillation and watch as its counterpart opposite receives the motion.


Waves & Sound - Vibration



15240

DC String Vibrator

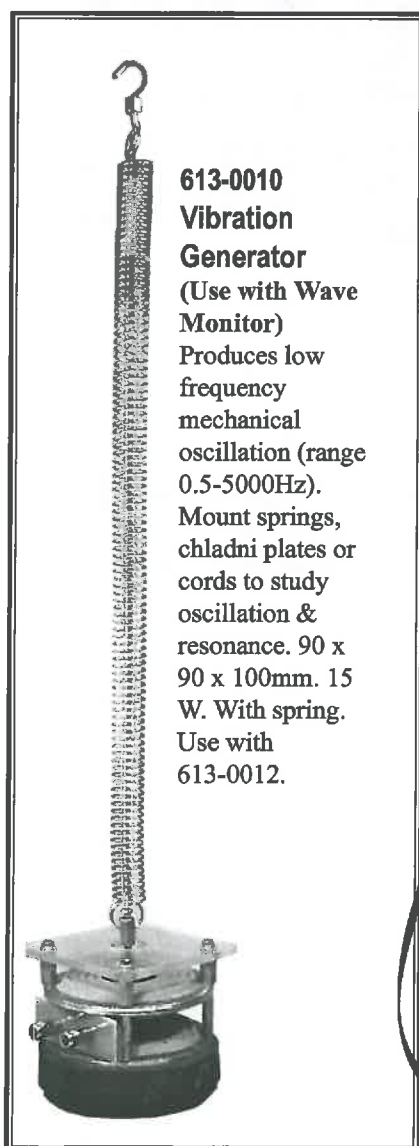
Two strings tuned to a common frequency display different standing wave patterns as the tension is adjusted with hanging weights. The motor, with power switch and frequency knob, uses two D-cells. **Includes weights.**




15250

AC String Vibrator

An intriguing novelty! Five hanks of fine line can be attached to our 60 Hz unit to form standing waves, which are controlled by the line's length and tension, yielding good qualitative and quantitative data.



**613-0010
Vibration
Generator**
(Use with Wave Monitor)
Produces low frequency mechanical oscillation (range 0.5-5000Hz). Mount springs, chladni plates or cords to study oscillation & resonance. 90 x 90 x 100mm. 15 W. With spring. Use with 613-0012.



613-0000 Resonance Apparatus

Investigate length, frequency and velocity of sound waves by studying air resonance. Device contains a movable container. 80cm transparent tube, and stand. Fill the container with water and strike a tuning fork above the tube. The fork becomes louder or softer depending on water height. *You need tuning fork.*

See pg. 15 for
**Daedalon®
Chladni Plates**



14420

Violin Shape

Make and view standing wave patterns on an aluminum sheet in the shape of a full size violin. A support stand is included. Do even more with an optional electromechanical driver and signal generator. *You need sand & bow.*

Waves & Sound - Ripple Tank




613-0015

Ripple Tank

(With projection screen)

Project waves onto a 10 x 9" screen for viewing from a distance. Tune the wave generation of this self-contained, easy-to-use apparatus to match the stroboscopic light.

Includes: light source with shutter, adjustable 2 and 3 prong wave generators, 2 baffles and removable 12 x 10" basin. 26" total height.



613-0016

Deluxe Ripple Tank

Couldn't your school use advanced equipment at a bargain price? Introducing our fully digital deluxe ripple tank for high school and college. Our 4-watt LED strobes at the same frequency as the agitator for complete synchronization. This results in highly distinct and visible ripples to project onto a translucent acrylic screen. Adjustable frequency & amplitude with LED display. Stores in ship box with foam inserts.

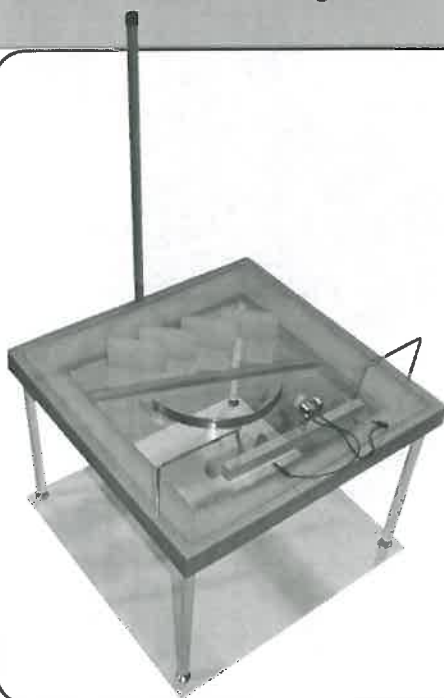
E-mail Justin Pascoe:

justin.pascoe@sciencefirst.com

15415

Large Ripple Tank - PSSC

Here's an essential apparatus for both demonstration and lab work, ideal for studying reflection, refraction, diffraction and interference. The meaning of wavelength, velocity, frequency and phase become clear through the use of wave generators, reflectors, apertures and plates. Our design features heavy gauge molded parts with internal frames, hardwood legs for rigidity and durability, and a clear glass bottom panel, affording an unobstructed view of the included white screen. The 60x60cm tank has specially shaped foam beaches on the perimeter to damp reflections. Glass bottom is 43x43cm. **Includes:** 40cm motor driven rippler bar, a hand rippler bar, vertical light support, 4 paraffin blocks, 20x28cm glass plate, parabolic reflector, white plastic viewing screen. *Requires 1.5V power source & light source such as #14700.*



Waves & Sound - Wave Generator




613-0012

Wave Monitor

Use with Vibration Generator

Generate 1 to 100 Hz and use wherever you need it. Designed for use with a small speaker, this will also turn an LED into a stroboscope.



613-0007

Wave Lab


Equipped with dual amplifiers, this function generator is a versatile piece of equipment. Generate sine waves and square waves. Control volume and frequency. Select from 3 inputs and 6 outputs. Generate the waves simultaneously and compare them.



15456

Variable Wave Generator

Continuous variation of the phase between two point sources while the unit is running is the key feature of this generator. Mechanical cams move the rods so that even beat patterns become visible in the moving interference patterns.



15490

Wave Generator

A counterweight on the 1.5 V motor adjusts the amplitude for plane and one or two point sources. Applied voltage controls the frequency. Includes 75-cm leads and suspension bands.




Adjustable Wave Generator

Shipped with a removable wave bar and two cam actuated rods, this device can generate circular or plane waves. Any phase angle can be set between the point sources before starting the motor. Sets in or mounts outside of ripple tank.

15445 Adjustable with bar

15455 With rippler bar, 1"

15456 With rippler bar, 12"



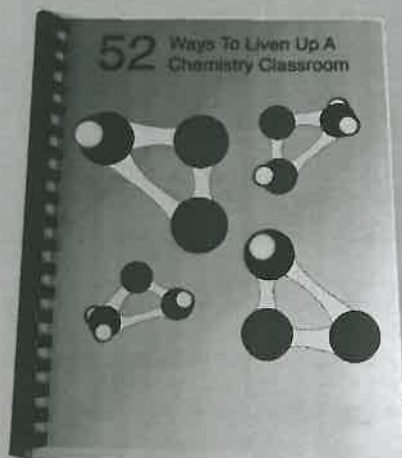
33105

Water Waves

Intended to be used by hand on an overhead projector to introduce the study of wave fronts, this demonstrator includes: wave tank, convex reflector, concave reflector, variable two point source, Huygens-type multi-point source, and sloping foam beaches.

TEACHER RESOURCES

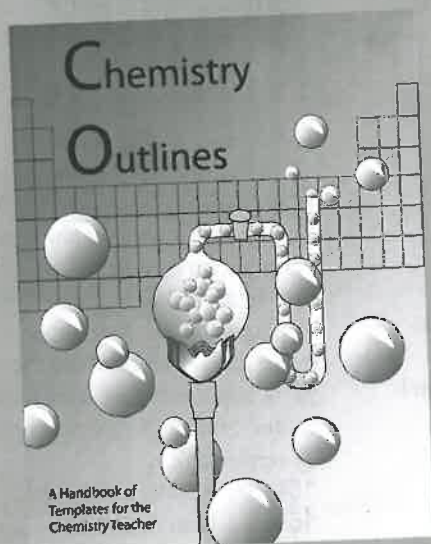
Books



2766

52 Ways to Liven up the Chemistry Classroom


Are you playing with a full deck? If not, here are 52 ways to make your chemistry class fun! No elaborate materials needed - just cool stuff that will keep your students on the edge of their seats. Motivators, games, puzzles, tricks, and more. 38 pages, spiral bound



2792

Chemistry Outlines

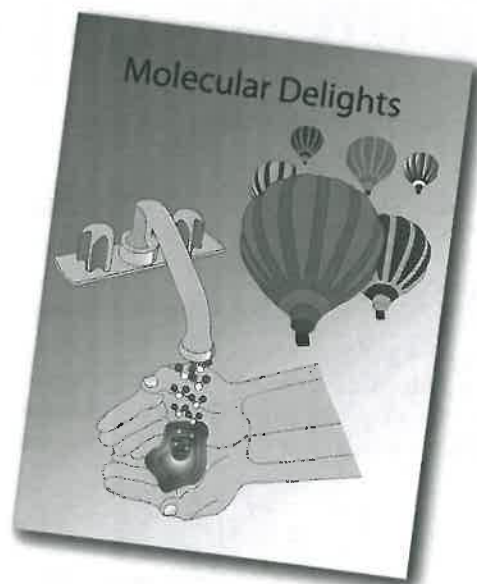
Book of line art images of scores of common lab equipment and molecules. Make a transparency of what you need and project on your board. Trace the image and create backdrops for your lectures. Cut and paste for tests, quizzes or lab sheets.



2760

Shake It - Make It (High School)


Prepare over 200 common solutions -- acids, bases, buffers, primary standards for titrations! We include formulations for biological stains and culture media. With tips on using molarity, molality, percents, normality, formality and mole fractions. Reproducible pages cover 40 critical topics, such as hydrolysis, molecular polarities, solubility equilibria, pH, buffer solutions, leveling effect, salt effect, colligative properties, conjugate pairs. 110 pages, spiral bound



2768

Molecular Delights (Grades 7-12)


Teach atomic and molecular weights, moles, percentage composition, balancing equations, solutions, solids, nuclear chemistry, molecular geometries, multiple bonds and isomerism. We include 10 reproducible lessons students can do on their own, then work in group to construct models of each type of compound or structure with balloons (included.) *You need rubber cement.* 81 pp., loose-leaf



2774

While You Were Out - Chemistry


Let the While You Were Out series provide biology, chemistry or physical science assignments your sub can do with your class while you're out. No explanation is needed on the part of the sub other than telling students to hand in their work by the end of the period. Features concept crossword puzzles, formula word searches and challenging symbol games. Included answer sheet. Gr. 9 -- 12, 27 pages, spiral bound



2776

While You Were Out - Biology


Imagine this: you left your substitute high and dry, your class with nothing to do! What to do? Here's a book to fill the time: concept crossword puzzles, formula word searches and symbol games. Included answer sheets. Gr. 9 -- 12, 27 pp., spiral bound. All the sub does is collect the work!



2778

While You Were Out - Physical Science

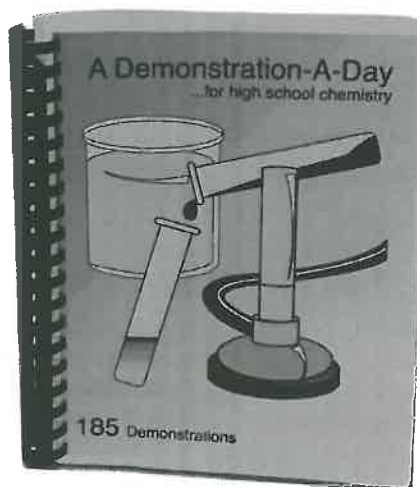
Here's the easy way to provide physical science assignments your sub can do with your class! Includes concept crossword puzzles, formula word searches, symbol games & answer sheets. 27 pages, spiral bound



2794

Math Prep for High School Chemistry

Tired of teaching math in your chemistry class? Most students who fail chemistry struggle with math. This reproducible book offers instructional pages and homework (with answers & quizzes) in 12 subjects, such as logs, proportions, graphing, ratios, exponents, etc. 106 pages spiral bound.



2762

Demo a Day - Chemistry (Grades 9-12)

Star teacher Mike McMillan presents 185 of his best classroom demonstrations just right for your lesson plans. Daily demonstrations encourage students to ask "Why", "How come", and "What if" questions. Each includes background information, instructions and list of materials. Most have illustrations. All are easy to do and help explain a principle in chemistry. 157 pages, spiral-bound.

INDEX

A - C

Symbols

1,000 Cubic Centimeter Cube 150
2-D Large Magnetic Field Demonstrators 112
2-D Magnetic Field Demo 112
2 Lens Folding Pocket Magnifier 56
3-D Constellation Kit 72
3-D Magnetic Viewer 112
3-Way Valve With Connector 27
12cc Piston 34
14-Plate Set with Key 68
15 Tooth Gears 30
20cc Piston 34
30 Tooth Gears 30
35cc Piston 34
45 Tooth Gears 30
60cc Piston 34
75 W Power Supply 5
140W Power Supply 5
400 ma Solar Cell 32
1000ma Solar Cell 32

A

Absolute Zero 155, 156
Acceleration Paradox 133
Acceleration Trolley 133
Accent Science™ Filtering Kit 16
AC/ DC Power Supply 4
Acetaminophen Molecule 67
Acrylic Equilateral Prism 165
Acrylic Prisms 165
Acrylic Puck 11, 127
Acrylic Refraction Rod 164
Acrylic Saw & Drilling Guide 36
AC String Vibrator 175
Adding Momenta 133
Adjustable Pendulum 132
Adjustable Wave Generator 177
Advanced Boyle's Law Apparatus 155
Advanced Organic Set 65
Advanced Water Sampler 16
Air Core Solenoid 103
Air Pressure Kit 75, 153
Air Puck & Balloon 127
Air Pump 154
Air Sampler 62, 80
Air Sampling 80
Air Source 10
Air Table 11, 126
Air Track 9, 10, 125
Air Track Smart Timer 125
Allotrope 67
Alnico Bar Magnet 113
Alnico Block Magnet 115
Alnico Magnet 113
Alnico Magnets 113
Alnico Magnet Set 113
Alnico "U" Magnet 115
Aluminum Density Rod 147
Aluminum Physics Ball 148

Aluminum Puck 11, 127
Aluminum Sinkers 152
Ammeter 106
Ammonia Molecule 67
Amoeba Model 41
Ampere's Rule 100
Analysis of Simple Mixtures 63
Anemometer 77
Aneroid Barometer 158
Aneroid Calorimeter 117
Angle Mass Holder 12
Angular Momentum Apparatus 124
Animal Cell Model 39
Animal Cell Plaque 39
Animal Mitosis Model 38
Animal Mitosis Plaque 40
Anti-entropy Kit 63
Anti-Entropy Kit 71
Antifreeze Molecule 67
Aquaponics 54
Aquarium Net 57, 80
Aquarium Tank 57
Aquatic Invertebrate Lab Kit 19
AquaVue™ Underwater Viewer 18

Archimedes's Principle 159
Arch Set 131
ARES 45
Arm Model 52
Art Straws 35
Aspartame Molecule 67
Assembly Board 35
Assorted Gears 30
Assorted Plastic Pulley 31
Assorted Wheels 26
Assorted Wood Wheels 26
Astrolabe 73
Astronomy 42-45, 68-74
Atom Bulk Packs 66
Atom Snap 'Em™ 65
Atwood Machine 12
Atwood's Machine 143
Audio Driver 3
Axle Clip 26
Axles 26

B

Bacterial Pollution 50
Bacterial Pollution Kit 60, 82
Bacteriophage Model 40
Balance Support 131
Ballistics Car 136
Balloon Puck Set 127
Balloon Pump 28
Balloons 28
Ball & Ring 121
Ball Set 148
Ball & Snake 89
Banana Plug Socket 111
Switch 111
Wires 111
Barbershop Mirror Set 162
Barlow's Wheel 106

Basic Air Track 9, 125
Basic Pendulum Set 14
Basic Planetarium 49
Basic STARLAB® 42
Basic Water Sampler 16
Bath 84
Batten Bulb Holders 33
Battery Button Clip 110
Eliminator 108
Holder 33, 110
Kit 102, 110
Snaps 32
BB Board 120
Beck® Angle Mass Holder 12
Ball Pendulum 14
Centripetal Force 13
Inertia Device 13
Torque Table 13
Bee Spi Velocimeter 126
Bell in Vacuum 154
Bench Hook 29
Bench Hook & Mitre Box 29
Benzene Molecule 66
Bicycle Wheel Gyroscope 145
Black Wire 28
Blinking LED Meter 95, 161
Blood pressure cuff 53
Blue Planet Globe 74
Boat 28
Botany 54
Bottle Balancer 130
Bottle Rocket Launcher 157
Bottle Rocket Launcher & Pad 157
Bouncing Dart 135
Bourdon Gauge 158
Boyle's & Charles' Law 86, 155
Boyle's Law 155
Breaking Board Paradox 138
Brownian Scope 126
Brownlee Electrolysis 96
Bucket Aerator 57
BuckyBall Allotrope 67
Build-A-Pulley 143
Bulb Holder 33, 111
Bulbs 33
Bullet Class Size Demo 84
Bullet Set 84
Buzzer 34
Buzzer in Vacuum 154

C

Caffeine Molecule 67
Calcium Carbonate 66
Calorimeter 117
Calorimeter Resistor 117
Cams 31
Candle Holder 163
Carbon Atom 66
Carbon Dioxide Molecule 67
Cardboard Disk 26
Cardboard Spectrometer Kit 69, 169

Cardboard Wheels 26
Cartesian Diver 161
Cartridge Case Set 84
Catchbucket 152
Catenary Arch Set 131
Celestial Globe 74
Celestial Sphere Kit 71
Cell Division Model 40
Cell Structure 50, 61
Cellular Chemistry 50, 61
Center of Gravity Paradox 130
Center of Mass 146
Centrifugal Hoops 144
Centripetal Circle 144
Centripetal Demonstrator 144
Centripetal Force 13
Centripetal Force Demo 144
Centripetal Force Kit 144
Challenger Kit 22
Checkcard Teacher Resource Book 25
Chemical Composition of Soil 59, 83
Chemical Pollution 83
Chemical Pollution of Water 60, 82
Chemistry Classroom 178
Chemistry Kits 59-63
Chemistry Outlines 178
Chladni Plates 15
Choice Chamber 58
Chromatographic Separation Process 1
Circuit Board Simulator 96
Clamp Pulley 141
Classic Current Balance 102
Classic Overflow Can 152
Classic STARLAB® System 42
Classroom Aquaponics 54
Clear Overflow Can 152
Clear Plastic Tray 55
Clear Plastic Tubing 27
Clinometer 81
Clip With Screw 34
Cloud Chamber with Needle 116
Coefficient of Restitution 135
Collapsible Dipper 17
Collapsing Can 154
College Astronomy Kit 68
Collision Balls 132
Collision in 2D 135
Collision In One Dimension 135
Colony Counter 81
Color Mixer 170
Color Wheel 166
Compass 113
Complete Optics System 15
Computer Timing Interface 2
Conductivity Bars 120
Indicator 95, 161
Meter 95, 161
Water Tester 95, 161
Tester 95, 161
Conductometer 118

C - G

Connector Strip	33	Design Time	47	Electroflash Electronics Kit	109	Free Fall	130
Constant Speed Vehicle	128	Determine Chemical		Electrolysis Electrodes	96	Friction Block	137
Consumables	22	Formulas Kit	63	Electromagnet Kit	100	Friction Block Set	137
Contact Key	104	Dewpoint Apparatus	76	Electromechanical Driver	3	Friction Blocks & Surfaces	137
Contour Model Kit	79	Dialysis Tubing	53, 85	Electronic Stop Clock	2	Friction Box	137
Convection of Air Apparatus	118	Diamond Allotrope	67	Electron Spin Resonance	6	Friction Cars	138
Copernican Solar System	49	Diffraction Gratings	169	Electrophorus	92	Friction Cube	137
Copper Plating	95	Digital Display	2	Electroscope	93	Friction Rod Kit	92
Copper Voltameter	96	Digital Pulley	12	Electroscope Kit	93	Friction Rods	92
Coriolis Apparatus	145	Digital Solar Hand Held		Electrostatic Demo Kit	92	Function Generator	3
Coriolis Effect	78, 145	Geiger Counter	116	Electrostatic Material	94	Fused Molecule	65
Cork Physics Ball	148	Digital Spirometer	53	Electrostatic Studies Kit	94		
Corrugated Plastic Sheet	29	Digital STARLAB® System	44	Elementary Sieve Set	21	G	
Coulomb's Law	102	Dip Needle	90	e/M apparatus	5	Galileo Lab Material	133
Counterpoise Gyroscope	146	Dip Net	17	Energy Ball	104	Gardening System	54
Coupled Harmonic Oscillator	11	Discharge Wand	88	Energy Transfer Kit	75, 119	Gasoline Molecule	66
Cow Magnet	113	Discovery Kit	23	Energy Transformation	97	Gaussian Gun	136
Craft Sticks	29	Dissection Pans	55	Engineers to the Rescue	46	Gay Lussac's Law	156
Crocodile Clips & Leads	32	Distance Measuring Apparatus		Environmental Test Lab	82	Gay-Lussac's Law	118
Cubic Centimeter Cube	150		142, 162	Environmental Test Lab	59	Gear	30
Current Balance	102	Diving Bell	156	Equal Mass Set	150	Beveled	30
Curvature of Space & Time	134	DIY Star Finder Kit	68	Equal Volume Mixed Material		Box	30, 32
Cutting Board	35	DNA Model	38		152	& Pulleys	31
Cutting Mat	35	Doppler Device	174		165	Rack	30
Cycloidal Ramps	134	Double Cone & Plane	131	Equilateral Prism	160	Geiger Counter	8, 116
Cylindrical Alnico Magnets	113	Dowels	29	Equilibrium Tubes	66	Geiger-Muller Tube	7
Cylindrical Spectroscope	168	Drilling Fixture	35	Ethane Molecule	66	Geiger Stand & Absorbers	7
		Drill Stand With Drill	37	Ethanol Molecule	41	Geology	78, 79
D		Drinking Bird	120	Euglena Model	23	Geometric Optics	15
Daedalon®	2-15	Drive Vehicle	24	Explorer Kit	114	Geometry Blocks	150
Air Table	11	Dual Bottle Rocket Launcher	157	Exploring Magnets Kit	31	Giant Lever	142
Basic Air Track	9	Dual Purpose Electroscopes	90	Extra Large Plastic Pulley		Giant Water Prism	165
Geiger Counter	8	Duff's Inclined Plane	134			Gilley Coil	100
Intermediate Air Track	9	Dynamics Carts	129	F		Glass Blocks	165
Precision Air Track	10			Fan Cart	128	Glass Cartesian Diver	161
Daniell Cell	94	E		Faraday Cage Kit	92	Glass Equilateral Prism	165
DC		Ealing Precision		Fault Simulator	78	Glass Physics Ball	148
1.5v-3v	32	Air Table Pucks	127	Field Equipment	81	Glass Precision Equilateral Prism	165
1.5v-4.5v	32	Student Air Table	126	Fieldmaster®	16-21	Glider & Accessories	125
3.0v-6.0v	32	Economical Ballistics Pendulum	132	Field Tracer Magnet Probe	107	Globe	74
String Vibrator	175			File	36	Glucose Molecule	67
Deluxe Bullet Set	84	Economical Coriolis Effect	78	Filtering Kit	16	Glue	36
Deluxe Dynamics Cars	129	Economy		Fire Syringe	118	Glue Gun	36
Deluxe Force Table	140	Bulb Holder	33	Fish Measuring Board	57	Glue Gun Stand	36
Deluxe Gyroscope	146	Cart	128	Flashing Bulbs	33	Glue Sticks	36
Deluxe Inclined Plane	141	Inclined Plane	141	Green	33	Gold Triangles	27
Deluxe Optical Bench	163	Pulleys	143	Red	33	Graph Paper	35
Deluxe Ripple Tank	176	Soil Thermometer	20	Yellow	33	Gravelometer	81
Deluxe STARLAB®	42	Tape Timer	123	Flat Glass Plates	170	Gravity Drop Free Fall	130
Deluxe Stroboscope	166	Water Sampler	80	Floating Images	162	Gravity Investigation	130
Deluxe Tape Timer	123	Eddy Current Kit	99	Floating Magnet	115	Greek Waiters Tray	131
Demo a Day - Chemistry	179	Effect of Soil Temperature	1	Foam Board	35	Green Triangles	27
Demo Compass	20	Effects of Drugs	51, 62	Foldable Magnifier	56	Greenbox™ Gardening System	54
Demo Diffraction Grating	72	Elasticity of Gases	86, 155	Foot Stool	88		
Demonstration Manometer	160	Electric Bell Kit	109	Foot Switch	88	Gridded Petri Dish	56
Demonstration Meter	104	Electric Field Mapping	106	Force		Grid/ Graph Paper	35
Density		Electric Fields	89	Board	140	Groundwater Demonstration	60, 82
Ball	148, 160	Electricity Class Pack	24	Cups	153	Guinea & Feather Tube	154
Blocks	151	Electricity Kit	97	Mechanism Trough	135	Gyroscope	145, 146
Experiment Kit	152	Electricity Meters	106	Pump	159	Gyroscopic Stabilizer	146
Identification Set	149	Electric Plume	90	Stick	126	Gyro Studies	145
of Solids	148, 149	Electrode Pack	94	Table	140		
Rod	147	Electrodes	94	Table Paper	140		
Sample Sets	149	Electrode Set	94	Forensic Bullet Sets	84		
Specimen	152	Electrode Stand	96	Fracking Model	78		
				Franklin's Bells	92		

H - M

H

Hacksaw	36
Hacksaw Blades	36
Half-Round Plastic Boxes	165
Halls Car	138
Halogen Lamp/ Power Supply	6
Hand-cranked Van de Graaff	87
Hand Drill & Bit	37
Hand Generator	103
Hand Held Geiger Counter	116
Hand-held Magnifier	56
Hand Lens	56
Hand Microscope	56
Hand Strobe	166
Hand Vacuum Pump	154
Hanging Boyles Law	155
Happy-Sad Ball	148
Hardware	22
Headless Matchsticks	29
Health and Harmony Kits	52
Heat Absorption Comparator	116
Heat Transfer	60, 75, 119
Heifetz Planisphere	73
Helical Spring Set	139
Hemacytometer	53
Hero's Engine	119
Hero's Fountain	160
High Voltage Power Supply	4
Hole & Eyelet Punch	37
Holes	27
Hollow Cylinder	90
Holographic Diffraction Grating	72

Hooke's Law Apparatus	139
Hook & Eyelets	28
Horseshoe Magnet	115
How Clean is the Air	62
How Clean is the Soil	59, 83
How Clean is the Water	60, 82
How Poisons Work	51, 62
Human Biology	53
Human Blood Cells	40
Hydrochloric Acid Molecule	67
Hydrogen Atom	66
Hydrostatic Studies Kit	159
Hygrometer	76

I

Ice Melting Set	120
Inclined Plane	141
Induction Kit	103
Inert Cartridge Set	84
Inert Cartridge & Shotgun	
Shell Cutaway	84
Inertia	
Ball	122
Demonstrator	122
Device	13
Balance with Weights	122
Inline Plastic Pulleys	143
Inorganic Set	65
Insect	
Field Kit	55
Fumigant Box	58

Insect

Lab Kit	55
Starter Kit	55
Intermediate Air Track	9
Introduction to Microbiology	63
Intro to Microbiology	83
Intro to Organic Set	65
Invertebrate Lab Starter Kit	81
Investigating Energy Transfer Kit	119
Iron Magnetic Ring	115
Iron Rod	113

J

Jacob's Ladder	91
Jax Joiner	29
Joule's Calorimeter	117
Jumbo Craft Sticks	29
Junior Hacksaw	36
Junior Hacksaw Blades	36

K

Kalah Board	86
Karotyping Kit	51
Kater's Reversal Pendulum	14
Kilovolt Power Supply	4
Kinetic Contraptions Kit	25
Kinetic Energy Kit	118
Kit, Paper	11
Knife Switch	111

L

Lab Power Supply	4
Lab Stool	145
Labware	84-85
Lake Bottom Sampling Kit	19
Lampboard Rheostat	110
Lamp Holder	111
Lamp Support	162
Large Air Core Solenoid	103
Large Archimedes's Principle	159
Large Ball Set	148
Large Cutting Mat	35
Large Lifting Magnet	100
Large Plastic Pulley	31
Large Refraction Blocks	164
Large Ripple Tank	176
Large Toggle Switch	34
Large Van de Graaff	87
Large Wood Wheels	26
Laser Tank	163
Launcher	158
Launch Pad	157
Leaning Tower of Pisa	148
Learning Ladder	141
Learning Levers	142
LED	
Array	170
Dice Game	109
Flashing Bulbs	33
Pointer	43
Projector	42
Lensatic Compass	20
Lens/ Mirror Support	163

Lenz's Law

Pendulum	99
Spinning Disk	99
Leslie's Cube	120
Lever	142
Levitating Top Set	112
Levitating Vortex	107
Levitation Set	114
Leyden Jar	88
Lichtenberg Figures	91
Lifting Magnet	100
Lift Pump	159


Light Measurement/

Stellar Distance Kit	71
Lightning Leaper	86
Light Pipe	164
Light Source	109, 162, 163
Lignum Vitae Cube	151
Linear Expansion Apparatus	121
Linked Springs	139
LINX®	22-37
Design Tools	35-37
Tech Cards	25
Tool Kit	25
Universal Pack Consumables	22

Liquid Accelerometer	133
Liquid Convection Apparatus	119
Liven up the Chemistry	
Classroom	178
Long	28
Long Connectors	66
Long Wood Strips	29
Loop-the-Loop	146
Low Temperature Glue Gun	36
Lung Model	52
Lynx Joiner	29

M

Magdeburg Hemispheres	153
Magnet	115
Magnet Block	115
Magnet Holder	113
Magnetic	
Ballistics Car	136
Compass	113
Earth	78
Field	112
Force Accelerator	107
Levitation Set	114
Needle	112
Puck	11, 127
Viewing Paper	112
Magnet Stand	115
Make It Green	47
Malvern	90
Matchsticks	29
Math Prep for High School	
Chemistry	179
Maxwell's Wheel	143
Medium Connectors	66
Medium Plastic Pulley	31
Mercury Arc	6
MES Bulbs	33
MES Clip Bulb Holder	33



Metal

C-clamp	37
Cubes & Slab Set	148
Electroscope	93
Lamp Socket	111
Sieve Set	21
Specimens	147
Wheel Halls Car	138
Meteorology	77
Meter Stick	163
Methane Molecule	66
Michelson Interferometer	167
Microbiology	83
Microbiology Introduction	50
Microbiology Kits	50, 51
Microorganisms in Soil	83
Microorganisms in the Soil	59
Microphone	172
Mighty Grab™	17
Milky Way	74
Millikan Apparatus	108
Mini Bulb Holder	111
Mini Color Mixer	170
Mini Cubes	151
Mini Dynamics Cars	129
Mini Fish Measuring Board	57
Mini Surber	17
Mini Switch	111
Mirror Support	163
Mitochondrion Model	41
Mitosis/ Meiosis Cell Models	63
Mitre Box	35
Modeling States of Matter	155
Mole Box	156
Molecular Delights	178
Molecule Connectors	66
Molecules	66, 67
Mole Set	150
Moment of Inertia	122
Moon Phase Demonstrator	73
Motion, Second Law	136
Motor	32
Motor Driven Vacuum Pump	154
Motor Generator	101
Motorized Trippensee®	
Planetarium	48

M - S

Motorized Worm Gear	24	Photographic Meterstick	126	Teacher's Sampler	69	Rotating Candle Apparatus	144
Motor Kit	101	Physics Ball	148	Prokaryotic Cell Model	41	Rotating Platform	145
Motor Neuron Model	40	PHYWE	1	Propane Molecule	66	Round	28
Motor Pulley	32	Pipe Fitting	26	Propeller	28	Round Electroscope	93
Multi Stage Bottle	158	Piston	34	Propeller Blades	28	Round File	36
Multi Stage Launcher	158	Pith Ball Electroscope	93	Propeller Driven Vehicle	24	Round Glue Sticks	36
Multistrand Wire	28	Pith Balls	88	Properties of Motion	136	Round MES Bulbs	33
Mylar™ Foil	89	Planetarium	42-45, 48-49	Psychrometer	76	Rubber Propulsion Band	28
Mystery Density Set	149	Planet Scale Model	73	Ptolemaic Solar System	49	Rubber Washers	28
Mystery Masses	150	Plankton Field Kit	18	Puck	127	Rutherford Scattering	7
"Mystery of the Tower" Kit	131	Plankton Lab Kit	19	Puck Glider Launcher	127		
		Plankton Nets	17	Pulley	31	S	
N		Plant Cell Meiosis Plaque	39	Pulley Demonstration Kit	143	Sail Cart	128
Nanosecond Demo	174	Plant Cell Model	39	Pulley with Rod	141	Salinity Refractometer	16
Neodymium Magnet Pair	114	Plasma Globe	105	Pump	28, 159	Sampling Square	21
Neodymium Magnets	114	Plastic Beads	137	Push Button Switch	34	Sanding Block	37
Neodymium Motor	101	Plastic Clip	34			Sand Paper	37
Neon Wand	89, 105	Plastic Pulley	31	Q		Saturn	45
Newtonian Demonstrator	132	Plastic Pulleys	143	Quadrat Kit	81	Saw	36
Night Spectra Quest	169	Plastic Reels	26	Quartz Molecule	67	Saw & Drilling Guide	36
Nitex® fabric	17	Plastic Sifter	21			Sawing Fixture	35
Nitric Acid Molecule	66	Plastic Spacers	27	R		Science First®	
Nitrogen Atom	66	Plastic Spectrometer	69, 169	Radiation Can	75	Air Table	126
Novel Crossed Polarizers	170	Plastic Tubing	27	Radiation Cans	75, 119	Basic Air Track	125
		Plastic-Wheel Halls Car	138	Radioactive Source	7	Scout Earth	45
O		Plastic Wheels	26	Radioactivity	75	Scout Plus	45
Object Marker	163	Pliers	36	Radioactivity/ Half-Life Kit	51	Scout Space	45
Oersted's Law	100	Plotting Compass	113	Radiometer	8	Screen Sieves	81
On/ off Switch	34	Plug Socket	111	Rates of Reaction	61	Screen Support	163
On/ off/ reverse Switch	34	Pneumatics & Hydraulic		Rattle Back	134	Season Modeling Globe	74
Open Eye Screw	28	Class Pack	24	Ray Box	170	Secchi Disk	18
Optical Bench	163	Pocket Accelerometer	133	Reamer	37	Second Law of Motion	136
Optical Bench Supports	163	Pocket Magnifier	56	Recoil Again	136	Sensitive Motor	32
Optical Glass Prisms	165	Pocket Microscope	56	Recording and Reconstruction		Series Parallel Lampboard	110
Optical Materials	162	Pointer	43	of Holograms	1	Series & Parallel Lamps	110
Optics Blocks	164	Polarization Slides	170	Recording Paper Kit	11, 127	Shake It - Make It	178
Optics Box	164	Polarizer	170	Red Wire	28	Shaker Sieve	21
Organelles	50, 61	Polar Reversal Model	78, 114	Reed Switch	34	Short Connectors	66
Organic/ Inorganic Set	65	Polyester Line	148	Reed Switch & Magnet	34	Short Electrodes	94
Organic Set II	65	Polypropylene Physics Ball	148	Reels	26	Short Wood Strips	29
Orienteering Compass	20	Pop Beads	65	Refracting Telescope Kit	68, 168	Sieve Set	21
Orienteering Kit	20	Popsicle Sticks	29	Refraction Blocks	164	Sifter & Bead Set	21
Oscillator	11	Portable Planetarium	42-45	Refraction Cube	164	Simple	
Osteometric Board	52	Portable Stroboscope	166	Refraction Rod	164	Capacitor	103
Overflow Can	152	Positive/ Negative Electroscop	93	Reinforcing	27	Gear Box	30
Overhang Blocks	130			Remote Ballistics Car	136	Machines Deluxe	142
Owl Box	58	Power It Up	47	Resistance Coils	98	Machines Kit	142
Owl Pellet Kits	58	Power Supply	4-6, 101	Resistor Set	98	Truss Kit	142
Oxygen Atom	66	Precession of Equinoxes	73	Resonance Apparatus	175	Sine Wave	171
		Precision		Resonance Box	172	Singing Rods	172
P		Air Table Pucks	127	Resonance Tube Set	172	Single	29
Paper Drill & Cutters	37	Air Track	10	Resonance Wave Demonstrator	174	Single Stage Launcher	158
Paper Guide	11, 127	Geiger Counter	8			Single Water Bath	84
Pascal's Ball	159	Radioactivity	7	Resonant Circuits	107, 174	Six Hole Punch	37
Pendulum	14, 132, 134	Water Bath	84	Reverse Density Rod	147	Size Analyzer	81
Pendulum Clamp	132	Pressure Paradox Kit	149	Reversible Back Saw	36	Slide Mounted Grating	169
Pendulum Wave	132	Primary Secondary Coil	103	Right Hand Rule Roller	104	Slide Switch	34
Perforated Jar	160	Prisms	165	Ring & Disc	134	Sliding Friction	137
pH Meter	16, 85	Probe Caps™	85	Ring Magnet	113, 115	Sludge & Tank Sampler	80
Photoelectric Effect	5	Probe & Hook	56	Ring Thrower	106	Small Ball Set	148
Photogate		Projectile Launcher	124	Ripple Tank	176	Small Buzzer	34
Module	2	Projector	42	RNA Protein Synthesis	38	Small Cutting Mat	35
Module Adapter	2	Project STAR		Rolling Friction Cars	138	Small Lifting Magnet	100
Timer	125	Class Set	69	Roman Arch Set	131	Small Mercury Arc	6
		Kits	68-72	Root Tank	54	Small Plastic Pulley	31

S - Z

Small Van de Graaff	87
Small Wheels	26
Small Wood Wheels	26
Smart Photogate Timer	125
Smoking Experiment	51, 62
Soap Boat	161
Soil Permeability Kit	20
Soil Testing	81
Soil Testing Kits	83
Soil Thermometer	20
Solar Cell	32
Solar Furnace	76, 116
Solar Hot Water Demo	76, 116
Solar Motion Kit	70
Solar Motor	32
Solar Motor & Gear Box	32
Solar System	49
Sonometer	174
Spark Generator	6
Spatula	36
Spatula, Glue Pot &	36
Speaker	3, 108
Special Cardboard Disk	26
Specific Gravity	147
Specific Gravity Blocks	147
Specific Gravity Cubes	147
Specific Heat	117
Spectra of the Elements Kit	168
Spectrometer	69, 169
Spectrometer Kit	169

Spectroscope	168
Spectrum	
Analysis	168
Projector	72, 167
Tube	167
Tube Power Supply	167
Sphygmomanometer	53
Splash Guard	84
Spreading Board	58
Springs	26
Spring Scales	139
Staco®	38-41
STARLAB®	42-45
Cylinders	43
Digital Packages	45
Dome	42, 44
LED Pointer	43
LED Projector	42
Planetarium	42
Static Electricity Kit	94
Static Spinner	89
Steam Generator	121
Steel Physics Ball	148
Stefan Boltzman Source	8
Stellar Distance Kit	71
Stirrup	115
St. Louis Motor	101
Stop Clock	2
Straight Connectors	27
Stream Sampling Kit	19
Stream Table	79
Stringless Pendulum	134
String Vibrator	175
Stroboscope	166
Student Air Pump	154
Student Field Viewer	112
Student Projectile Launcher	124
Student Sonometer	174
Sucrose Molecule	67
Sunspotter® Telescope	70
Sun Tracker Kit	71
Supersized Collector	88
Super Spring	173
Super STARLAB®	42
Surber	17
Surface Board	137
Switch	34

T

Tabletop Pulley	143
Tangent Galvanometer	107
Tank Sampler	80
Tape	
Feeder	123
Timer	123
Timer Paper	123
T-bushing	32
T - Connectors	27
Teacher's Organic Set	65
Techbridge®	46-47
Tech Cards	25
Tesla Coil	105
"The Green Thing"	56
Thermal & Chemical Pollution	61, 83

Thermal Expansion Kit	121
Thermal Radiation	75, 119
Therm-Bath™	84
Thermoelectricity Demo	102
Thermometer	20
Thermometer Rack	85
Thermostat Model	111
Thick Wood Sticks	29
Thin Wood Strips	29
Three-lens Magnifier	56
Three-wheel Dynamics Cars	129
Thrillbuilders	46
Thrust Restrictor	158
Timing Interface	2
Took Kit	25
Torque About It	138
Torque Feeler	138
Torque Table	13
Tower of Hanoi	86
Toy Motor Kit	101
Trajectory Apparatus	124
Traveling Wave	171
Triangles	27
Trippensee® Planetarium	48-49
Tuning Fork Activator	172
Tuning Forks	172
Turbidity Tube	16
Two Point Discriminator	53

U

Ultra STARLAB®	42
Underwater Viewer	18
Universal Power Supply	4
Universal Spark Generator	6
Unknown Resistance Board	98
Unmounted Grating Sheet	169

V

Vacuum Lifter	153
Vacuum Pump	154
Valve	27
Van de Graaff	87
Variable Inductance Kit	97
Variable Inertia	122
Variable Plate Capacitor	90
Variable Speed Stroboscope	166
Variable Wave Generator	177
Vector Board Set	139
Vehicle Engineering Kit	24
Vibration Generator	175
View Bucket	18
Vinegar Molecule	66
Violin Shape	175
Viscosity Tubes	160
Vise	37
Vitamin C Molecule	67
Volcano Model	79
Voltage & Current Kit	102
Voltaic Cell	94
Volta's Hailstorm	89
Voltmeter	106
Volumeter Respirometer	57
Volumetric Shapes	150

W

Wash Bucket	80
Washers	28
Water Bath	84
Water Cycle Kit	77, 156
Water Hammer	153
Water Molecule	67
Water Prism	165
Water Sampler	16
Water Sampling	80
Water Sampling Field Kit	18
Water Testing Kits	82
Water Turbine	104
Water Waves	177
Wave Demo	173
Wave Generator	177
Wave Lab	177
Wave Model	171
Wave Model Young's Slit Apparatus	174
Wave Monitor	177
Wave Motion	171
Wave Sticks	171
Wavy Spring	173
Weather Station Box	77
Weight of Air	154
Weight Pan	141
Weight Set	139
"What is Density"? Kit	152
Wheatstone Bridge	98
Wheel & Axle	143
Wheeled Cart	128
Wheels	26
Where We Are in Space & Time	68
While You Were Out	
Biology	179
Chemistry	179
Physical Science	179
Wimshurst Machine	91
Wind	
Generator	77
Racer Kit	24
Tunnel	135
Vane	77
Wire	28
Wire Cutters	36
Wire Stripper	36
Wood Physics Ball	148
Wood Strips	29
Wood Wheels	26
Worcester Circuit Board Kit	96
Worm Gear	30
Write-On Globe	74

X

X-ray Expert Set	1
------------------	---

Y

Young's Slit Apparatus	174
------------------------	-----

Z

Zoology	57-58
---------	-------



TERMS AND CONDITIONS OF SALE

For complete Terms and Conditions, see our website at www.sciencefirst.com

Science First®

86475 Gene Lasserre Blvd • Yulee, FL 32097
Phone: (800) 875-3214 • FAX: (800) 799-8115
www.sciencefirst.com

ORDERING & CUSTOMER SERVICE

Order by phone, on-line, fax or mail: All orders must be accepted and verified by Science First® in our Yulee, FL facility. Hours are 8:00 to 4:30 P.M. Eastern Standard Time, Monday - Friday. Where applicable, we must collect sales tax when shipping within Florida.

Prices: Prices are in \$U.S. and are *subject to change without notice*. We reserve the right to correct errors.

Payments: We accept purchase orders from educational institutions and government agencies in good standing within the USA and Canada. Credit terms are Net 30. All others prepaid. We accept Mastercard, Visa, American Express, Discover or company check. International orders must be prepaid with wire transfer, bank draft or credit card.

Quotes: For items not found in our catalog or for large quantities, please contact us for a prompt quote.

Shipping and handling guidelines: Orders ship FOB Yulee, FL or factory at our discretion. Ground shipping charges to the continental US are 10% of order total (minimum \$14.95). Title and risk of loss shall pass to Purchaser on delivery to the common carrier or vessel in the US. Please contact us for a quote on priority, international or shipments outside the continental US.

Claims: Inspect packages within seven (7) days of receipt for any shipping damage. Report any such damage to the carrier and to Science First®. If there is damage to the outer container, note such damage when signing for the goods or refuse delivery of the goods. Save all packaging material until you have checked contents. Small items may be lost among packaging. Contact us for replacement of missing items within 7 days of receipt of goods.

Neither Science First® nor Purchaser may institute action in any form arising out of this agreement more than 18 months after cause of action has arisen, or, in the case of non-payment, more than 18 months from date of last payment.

RETURNS, REPAIRS & REPLACEMENTS

Return policy and procedures:

- Call for a return number (RMA) for any return or repair. Returns accepted within 30 days of date of invoice.
- We cannot accept returns on Made-to-Order, modified or custom products, since we cannot re-sell these items. If we make an error, we will replace the item only.
- We reserve the right to apply a 20% restocking charge to any returned products (unless our error) based on invoice cost plus shipping.
- Any returned product must be shipped freight prepaid to our facility. Science First® cannot accept Cash on Delivery (COD) or collect shipments.
- Returns must be in good condition in the original box.

PRODUCT APPROPRIATENESS

Age requirements / safety:

Science First® supplies products designed for educational institutions, to be used under direct supervision of qualified adults. All products marked with an asterisk (*) are for use by students age 13 and up under adult supervision. The following disclaimer is found on every other page:

⚠️ *WARNING: These teaching aids are not toys. Not intended for children under 13. May contain lead or choking hazards such as small parts, small balls, marbles, and balloons. Adult supervision required.

LIMITED WARRANTY

Purchase of items branded Science First®, Project Star®, Trippensee®, Fieldmaster® and Wildlife Supply Company® (Wildco®) are warranted against defects in workmanship and materials for 90 days from the original purchase date. Purchase of items branded STARLAB® or Digital STARLAB® are warranted against defects in workmanship and materials for one year from the original purchase date. Should there be a defect or malfunction of the product, Science First® will repair or replace the product (at its option) free of charge excluding shipping charges, which remain the responsibility of the Purchaser. This limited warranty excludes items manufactured and branded by other manufacturers but resold by Science First® (for example, InFocus projectors) which are warranted by their original manufacturer. This limited warranty is void if the product has been subjected to damage, unreasonable use, improper service, modification, or other causes not arising from defects in original materials or workmanship.

OTHER TERMS

LIMITATIONS OF LIABILITY: Except as described in our limited warranty, there are no express warranties or implied warranties including, but not limited to, merchantability and fitness for a particular purpose. Science First® shall not be subject to and disclaims (1) Any other obligations or liabilities arising out of breach of contract or of warranty, (2) Any obligations whatsoever arising from tort claims (including negligence and strict liability) or arising under other theories of law with respect to products sold or services rendered by Science First®, or any undertakings, acts or omissions relating thereto, and (3) All Consequential, incidental and contingent damages whatsoever.

TERMS: These terms and conditions shall constitute the entire agreement between Science First® and the purchaser, and shall be governed by and construed according to the laws of the State of Florida and the United States. If any provision of these terms and conditions of sale shall be deemed illegal, the remainder shall not be affected.

Any dispute of any sort that Purchaser may have with Science First® must be submitted to confidential arbitration in Yulee, FL. Purchaser must consent to exclusive jurisdiction and venue in such courts.
For further information concerning dispute resolution, please see our website at www.sciencefirst.com

We guarantee your satisfaction. If not completely satisfied with your order, please call.

Science First®

A Morris and Lee Company
86475 Gene Lasserre Blvd.
Yulee, FL 32097

PRSRT STD
US POSTAGE
PAID
PERMIT 90
BURLINGTON, WI

What to look for inside Science First®

- We provide many brands including Beck®, Daedalon®, LINX®, Staco®, Trippensee®, Fieldmaster® and StarLab®.
- We make the Techbridge Technology Kits (suitable for boys & girls in grades 4 - 8)
- We are proud to be the solution provider of PHYWE products in the USA. (German manufacturer of high-end instrumentation for colleges & universities)
- We have many products in the fields of Forensics, Radioactivity, Instrumentation & More!
- We offer an expanded manufacturing facility with enhanced machining capabilities

800-875-3214
www.sciencefirst.com

